TOPAIRE

CENTRAL STATION AIR HANDLING UNITS

DOUBLE SKINNED & SINGLE SKINNED TYPE

Features

- Modular design for custom heating, air conditoning and/or ventilation solutions
- Components matched for each application
- Rugged construction

TOPAIRE
air conditioner

Form No : TAHU - 10 - 05 - 01

VERSATILITY THROUGH MODULAR DESIGN



TOPAIRE Offers You Its
Central Station Air Handling Units Which Features . . .

- Modular design sections with rigid steel framework and thick gauge steel panel construction for rugged handling and operation.
- A wide range of model sizes enables optimum selection of a unit to meet the required system performance and application.
- A choice of either single-zone horizontal type, single-zone vertical type or multizone horizontal type provides flexibility in selecting a unit to suit any installation or application requirement.
- A choice of either double-skinned insulated casing or single-skinned insulated casing constructed to suit any application requirements.
- Access panels with quick latches to facilitate accessibility to internal parts and ease of servicing and trouble-shooting.
- 3 types of fan wheels - forward curved wheels, backward curved wheels and backward curved airfoil wheels - provide flexibility in selecting a fan to meet a particular CFM, static pressure and efficiency requirement.
- Complete assembly of fan, motor and drive package is internally mounted and resiliently isolated from unit casing, statically and dynamically balanced, to reduce vibration and noise breakout and to prolong motor life.
- Computer optimized selection of coils to meet any heating or cooling requirements, reduces operating cost and provides low first cost.
- A wide choice of accessory sections - filter sections, diffuser sections, mixing box sections, face and bypass damper sections, humidifier sections, electric heating sections, hot water heating sections, heat recovery sections etc - to meet any air-conditioning, air-handling or filtration requirements.
- A wide choice of casing construction, casing thickness and insulation materials to meet any fire protection, thermal insulation, acoustic attenuation and atmosphere requirements.
- Optional variable air volume control using variable inlet guide vanes or variable outlet dampers fitted to fan suction inlets or fan discharge outlet for variable air volume system. For more efficient air volume control, frequency inverter is installed to control the fan speed and reduce the operating cost.
- Last but not least, a custom engineered and manufactured air-handling unit to solve or tackle any of your air handling problems.

CALL **TOPAIRE**
BECAUSE WE ENGINEERED AND MANUFACTURED . . .

TABLE OF CONTENTS

	Page No
INTRODUCTION	3
NOMENCLATURE	4
SPECIFICATION AND FEATURES	5
A.) USING CASING	5
Rigid Construction	5
Heavy Duty Casing	5
Quick Service Access	5
B.) FAN SECTION	6
Fan Types	6
Variable Air Volume (VAV)	6
Fan Bearings	6
Vibration Isolation	6
C.) COIL SECTION	7
Drain Pan	7
Coils	7
D.) TYPICAL ACCESSORY SECTIONS	8
Face And Bypass Dampers	8
Mixing Box	8
Filter Section	8
Combination Filter Mixing Box	8
Energy Recovery Unit	9
Humidifier/ Moisture Eliminator	10
Silencer	10
Diffuser	10
Electrical Heater Section	10
QUICK SELECTION TABLE – COIL	11
ELECTRONIC CATALOG	12
FAN DATA	13
FORWARD CURVE FAN - FS	13
BACKWARD INCLINED AIR FOIL – AF	15
BACKWARD INCLINED FLAT BLADE WHEELS – BF	17
PHYSICAL DIMENSION	19
1.) HORIZONTAL TYPE	19
2.) VERTICAL TYPE	19
3.) MULTIZONE TYPE	19
4.) DIMENSIONS FOR ACCESSORY SECTIONS	20
5.) WATER INLET AND OUTLET LOCATIONS	21
6.) CHILLED WATER COIL CONNECTION SIZE	22
DISCHARGE ARRANGEMENT	23
UNIT SHIPPING WEIGHT	24

NOMENCLATURE

Each unit nameplate will carry the unit model designation.
The following gives a sample nomenclature of Topaire air-handling units.

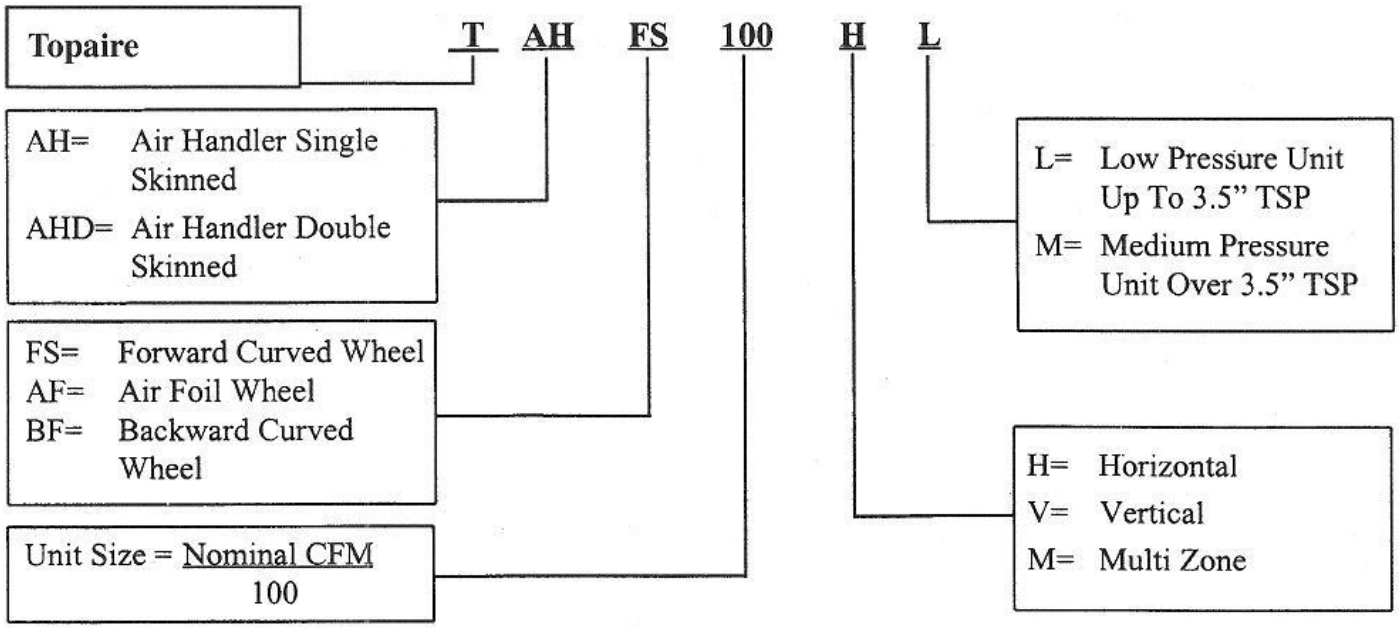

SPECIFICATIONS AND FEATURES

A.) UNIT CASING

RIGID CONSTRUCTION

Frames and supports are of heavy gauge steel, bolted to form a rigid structure. They can be disassembled for shipment and quick reassembled at site. All joints and mating surfaces are heavily gasketted and sealed for air tightness.

Quick Latch

HEAVY DUTY CASING

1.) Coating

Esthetically coated with powder paint to provide excellent finish, weather ability and corrosion resistant.

2.) Double- Skinned Construction

Topaire Double-Skinned Air Handling Unit has smooth inner surfaces for easy and effective cleaning to reduce risk of dirt and bacteria accumulation. There is no erosion of internal insulation material to contaminate the air stream. The unit is ideal for clean room application such as hospital operating theater, electronic factory, food processing and pharmaceutical industries.

Fiberglass insulation is sandwiched between heavy gauge steel sheets to form durable, rigid casing to withstand extra high working pressures and impact forces. The heavy-duty construction provides excellent acoustic and thermal insulation and eliminates erosion of insulation material. **Formed-in-place polyurethane** insulation is available for superior thermal insulation. Standard double-skinned panels are 1" or 2" thick. Available option is 40% open area perforated internal liner for extra low noise requirement. For outdoor installation, applications in corrosive or hazardous atmosphere, options are available for other casing, insulation materials or thickness.

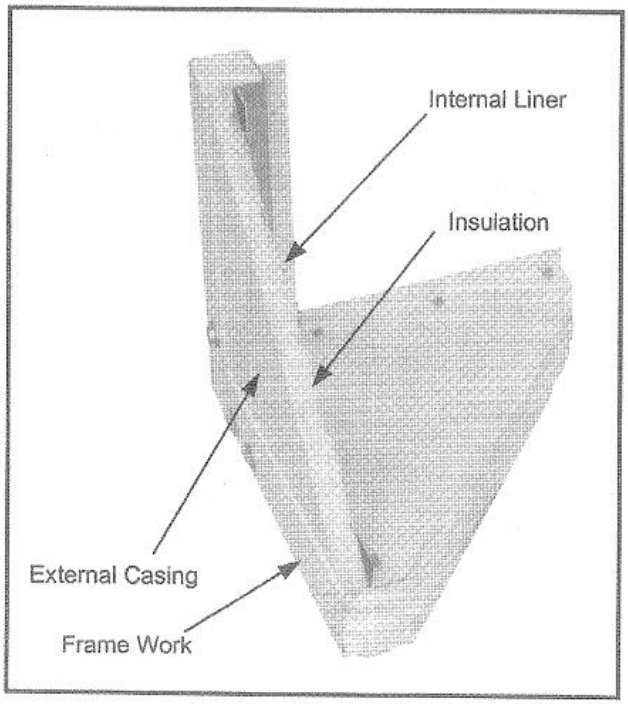

3.) Single-Skinned Construction

Single-skinned steel panels are internally lined with 1"/1½ lb. density mat-faced fiberglass meeting NFPA-90A requirements and securely held on to casing by water-base adhesive and insulation pins.

QUICK SERVICE ACCESS

Access panels are easily removable by turning the door latch a quarter-turn and lifting off the panel. All access openings are lined with 1/8" thick gasket for airtight seal.

B.) FAN SECTION



FAN TYPES

Forward curved or backward inclined airfoil fans can be provided to suit the required applications. Forward curved wheels are constructed of galvanized steel and tested in accordance with AMCA 210-85, recommended for low static pressure. Backward inclined airfoil wheels are of either aluminum or steel construction, wide structural members to provide maximum rigidity and tested in accordance with AMCA 210-85, and suitable for higher static pressure. Backward inclined airfoils wheels are of non-overloading characteristics. Other types of fan such as plug fan can be provided upon request. All fans are statically and dynamically balanced.

VARIABLE AIR VOLUME (VAV)

Frequency inverter can be fitted in recess compartment at fan section and supplied together with relevant control and manual bypass option, providing exceptional performance whilst at the same time delivering optimum energy saving.



FAN BEARINGS

Fan bearings are of the self-aligning type with regreaseable ball bearings type and selected for minimum 100,000 operating hours. Bearings are provided with optional extended lubrication lines which terminate on outside of unit casing for ease of periodic greasing.



VIBRATION ISOLATION

Vibration isolators are standard for unit with internally mounted motor to provide excellent vibration isolation. For unit with externally mounted motor and drive package, external spring isolators or neoprene pads can be provided as an optional item to isolate complete air handling unit.

Fan and motor of standard unit are mounted on the same rigid, rugged steel frame. Fan discharge is connected to unit discharge by fire retardant flexible duct connector to further reduce vibration of unit.

C.) COIL SECTION

Coil sections are integral with fan section for standard models up to size 320. For larger models separate coil modules are provided to enable direct coupling to fan section or connection via flexible connectors, if desired. As an option, coil modules can be furnished with extended space to accommodate preheat and/or reheat coils.

Cooling Coil



DRAIN PAN

The V-shape drain pan is designed to effectively collect all the condensate and drain on either or both sides of the unit. Option is available for stainless steel drain pan and other types of insulation material.

Staggered Tubes

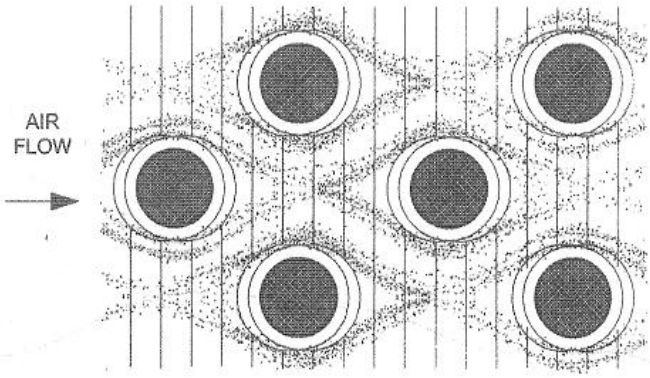

COILS

Topaire coils have been designed and tested to assure maximum efficiency of heat transfer between circulating water (or refrigerant) and air. The two basic criteria for heat transfer on the airside of the coil have been perfected by fin contour and staggered tube configuration. Coils are circuited to optimize performance and pressure drop limitations. Headers are made of heavy duty seamless copper tubing with inlet and outlet headers at the same end. Standard coils are constructed of aluminum fins and 1/2" O.D. copper tubes. Casing is made from heavy gauge galvanized steel.

Waved Fin Air Flow

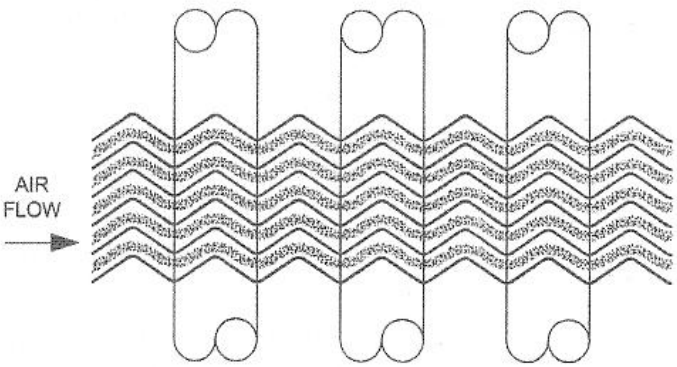

Standard coils are suitable for 250 psig working pressure and are tested under water with 350 psig air pressure. The followings are also available as options for special applications:

- Pre-coated aluminum fins coils
- Stainless steel fin tube coils
- Copper fins or tinned copper fins-coils
- Higher design working and test pressures
- Custom made coils for heating or cooling
- Direct - expansion coils as air-cooled condensers or evaporator

D.) TYPICAL ACCESSORY SECTIONS

FACE AND BYPASS DAMPERS

External or internal face and bypass are available. External face and bypass is used when 100% bypass is required, internal face and bypass is used where space is limited by height, and only partial bypass is required. For internal face and bypass, reduced face coils with deeper rows supplied to give the same cooling capacity as that of the standard coil.

Mixing Box



MIXING BOX

The mixing box is designed for efficient mixing of outside and return air by means of inter-connected dampers. Nylon bearings eliminate the need for lubrication. It can be supplied with manual or motorized, parallel or opposed blade dampers.

FILTER SECTION

Filter sections C/W holding frames can be supplied to suit the following:

1.) Flat washable filters
2.) Angle filters
3.) Bag filters
4.) Rigid box filters
5.) Roll filters
6.) Hepa filters
7.) Carbon filters

2", 75% arrestance washable filter section is standard. 4" flat filter section, angle filter section and bag filter section are optional. The angle filter section is designed for standard 2" pleated, flat filters.

For other types and sizes of filters, special optional filter frames and transition pieces can be provided to suit.

Flat Washable Filter



Bag Filter



Rigid Filter



Carbon Filter



COMBINATION FILTER MIXING BOX

Combination filter mixing box in lieu of an angle filter section and a mixing box section can be provided to save space. Filters are easily withdrawn through an access door for quick maintenance or replacement.

ENERGY RECOVERY UNITS

1.) Thermal Wheel

Thermal wheel can be incorporated to recover otherwise wasted cooling capacities of the exhaust air, to precooled fresh air.





2.) Air To Air Plate Heat Exchanger

Another option of energy recovery by using compact plate type heat exchanger and without having air contamination from the exhaust air.

3.) Run Around Coils

The 'Run- Around Coils' system is designed to transfer heat from a building's exhaust air stream to the building's entering air stream. This is accomplished by pumping a fluid through coils which are inter-connected by piping and are located in the exhaust and entering air streams.

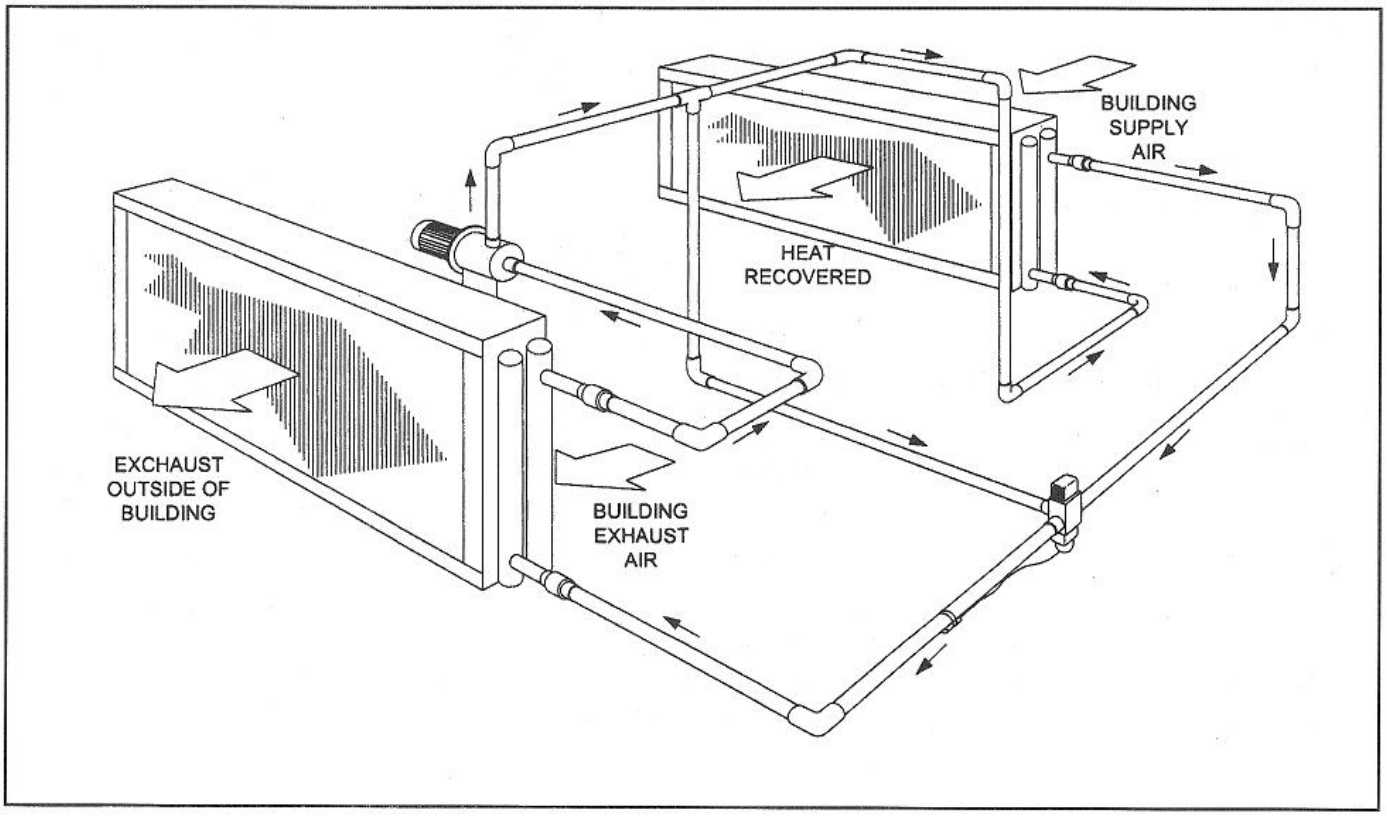

4.) DX Heat Recovery Coils

The heat transfer on the DX heat recovery coils is utilised on the evaporator and condenser, connected by vapor line and liquid line and housed within the same compartment. The evaporator precools the air thus saving the load of the separate chilled water main cooling coil. The cold air which comes out of the chilled water is reheated by the condenser coil. Since the air on condenser is low, the power consumption of compressor is reduced due to lower saturated discharge temperature. Properly applied, DX heat recovery coils can be very economical, both to reduce initial cost and operating cost.

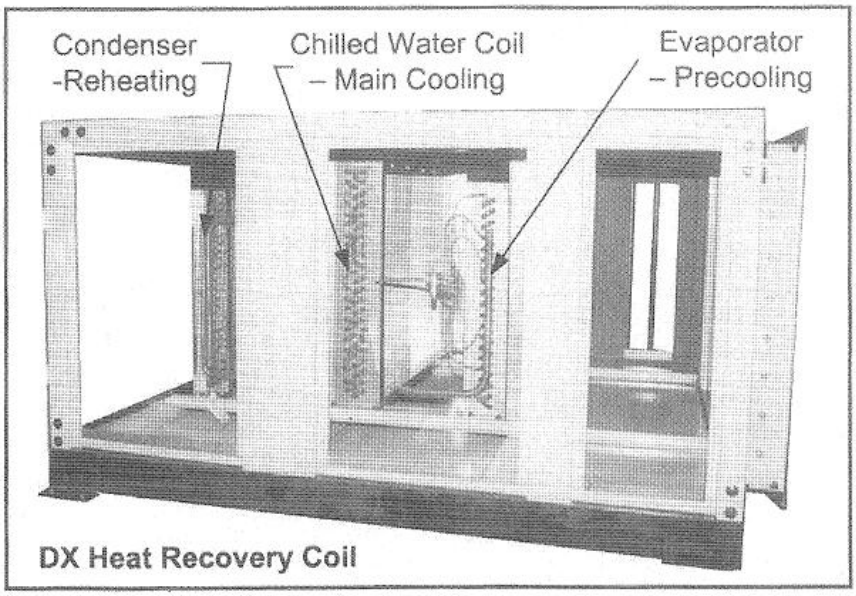

DX Heat Recovery Coil

HUMIDIFIER/ MOISTURE ELIMINATOR

Humidifier is available for complete environmental control. It is either water or steam spray.

Moisture eliminators are installed downsteam of the humidifier or cooling coil. They are used to remove droplets of water which might be entrained in the air stream.


Eliminator

SILENCER

This section can be installed at either upstream or downstream of blower section, it consists multiple silencer splitters which constructed of sheet metal housing containing perforated metal baffles filled with sound adsorbing material, effectively reduce noise transmission.


Silencer

DIFFUSER

This section is used on blow through application and is installed after the fan to distribute the discharge air prior to coil, filter sections or silencer.


Diffuser

ELECTRICAL HEATER SECTION

Constructed of heavy gauge galvanized frame and casing, the module houses the heating element which is concealed inside stainless steel tubes with outer spiral fins to minimize surface temperature of the heaters and provide efficient heat transfer.

QUICK SELECTION TABLES - COIL

CHILLED WATER & DIRECT EXPANSION COILS

Model Sizes	Rows	CHILLED WATER									DIRECT EXPANSION			
		No of Circuits	80°F DB/67°F WB				90°F DB/72°F WB				80°F DB/67°F WB		90°F DB/72°F WB	
			GPM	ΔP Ft. of H_2O	Total Capacity (MBH)	Sensible Capacity (MBH)	GPM	ΔP Ft. of H_2O	Total Capacity (MBH)	Sensible Capacity (MBH)	Total Capacity (MBH)	Sensible Capacity (MBH)	Total Capacity (MBH)	Sensible Capacity (MBH)
12	4	12	5.7	0.2	28.5	25.2	8.6	0.4	42.9	32.0	48.5	32.3	57.1	39.3
	6	12	8.6	0.6	42.8	31.8	12.4	1.1	61.9	43.5	59.0	37.8	77.0	48.7
	8	12	10.6	1.0	53.1	36.3	14.9	1.8	74.5	49.0	68.0	42.0	86.7	53.4
22	4	16	13.0	0.7	64.8	51.2	18.9	1.3	94.6	70.1	92.1	60.9	120.5	78.3
	6	16	18.2	1.6	90.8	63.4	25.6	2.9	127.7	85.5	115.7	72.2	147.5	91.8
	8	16	21.6	2.7	107.8	71.1	29.6	4.6	147.5	94.6	128.2	78.5	161.9	98.7
32	4	20	18.6	0.9	93.0	73.7	27.1	1.8	135.5	100.8	131.3	86.1	170.6	111.3
	6	20	26.1	2.2	130.5	91.4	36.7	4.0	183.3	123.3	163.0	102.7	207.0	130.0
	8	20	31.1	3.7	155.2	102.0	42.6	6.3	212.8	136.7	182.2	112.0	232.1	142.4
40	4	20	25.3	1.8	126.3	96.0	36.3	3.4	181.2	130.6	168.9	110.3	215.6	140.5
	6	20	34.4	4.0	172.0	117.9	47.8	7.1	238.7	157.9	205.8	129.7	263.2	165.2
	8	20	40.3	6.5	201.0	131.4	54.7	11.1	273.4	173.9	228.5	141.4	292.0	179.4
48	4	20	28.5	2.2	142.4	110.7	41.0	4.2	204.6	150.8	203.0	132.4	261.0	168.7
	6	20	39.4	5.1	196.8	137.0	54.9	9.1	274.1	184.0	247.6	155.7	316.8	198.3
	8	20	46.6	8.4	232.8	153.8	63.6	14.5	317.7	204.1	276.2	169.6	350.9	215.3
64	4	26	42.5	3.3	212.2	157.4	60.3	5.2	300.9	213.1	268.0	176.4	344.6	224.7
	6	26	56.7	7.2	283.3	191.9	78.2	12.6	390.3	255.9	326.7	205.5	419.4	262.1
	8	26	65.6	11.4	327.9	213.1	88.8	19.3	443.4	281.3	366.1	226.1	465.2	284.8
80	4	30	53.7	4.2	268.3	197.8	76.0	7.8	379.8	267.5	334.6	220.4	428.8	278.0
	6	30	71.4	9.0	356.7	241.1	98.2	15.7	490.5	321.4	408.1	256.8	523.3	327.5
	8	30	82.4	14.1	411.8	266.8	111.3	24.0	556.0	352.1	454.3	280.1	581.0	355.9
100	4	36	72.0	5.7	359.5	257.8	101.0	10.5	504.5	347.4	411.8	271.8	527.9	346.9
	6	36	93.5	11.8	466.9	311.0	127.7	20.5	637.7	412.7	504.2	317.5	646.3	405.7
	8	36	106.5	18.2	531.7	341.5	143.0	30.5	714.4	449.0	561.9	346.7	719.6	441.3
120	4	36	83.9	7.7	418.9	303.1	117.7	14.2	587.7	408.1	498.8	326.4	634.8	416.6
	6	36	109.7	16.1	547.9	367.5	149.9	28.0	748.9	487.4	610.7	385.0	771.7	487.0
	8	72	125.6	25.1	627.4	404.9	169.0	42.2	843.9	532.0	682.8	420.0	864.3	529.7
150	4	46	105.6	7.9	527.4	380.3	148.1	14.5	739.6	512.0	630.6	413.2	807.2	526.4
	6	46	137.8	16.3	688.4	460.6	188.3	28.3	940.6	610.7	768.8	486.3	970.4	609.0
	8	92	157.6	25.1	787.2	507.2	211.9	42.3	1058.5	667.3	858.0	530.0	1086.0	667.4
180	4	48	118.3	4.1	590.9	429.5	165.7	14.9	827.4	577.7	698.4	461.0	900.7	591.0
	6	72	156.4	18.0	781.4	528.7	214.0	31.2	1068.9	701.4	867.6	554.1	1116.2	703.7
	8	96	181.2	29.1	904.8	589.0	245.8	49.5	1227.7	779.2	986.8	609.7	1253.7	772.0
240	4	52	162.1	14.2	809.4	581.2	225.6	25.5	1126.7	778.7	932.1	614.2	1195.7	778.9
	6	104	201.9	12.7	1008.4	689.7	277.9	22.4	1387.9	920.1	1166.0	738.6	1487.1	937.8
	8	104	228.5	9.9	1141.4	757.5	311.7	17.2	1556.9	1004.2	1315.0	812.8	1677.5	1037.4
270	4	60	186.3	17.0	930.5	662.7	258.7	30.3	1292.3	886.8	1059.1	691.9	1361.8	887.0
	6	90	231.3	15.1	1155.3	786.2	317.6	26.5	1586.1	1045.7	1325.9	840.2	1688.3	1065.2
	8	120	261.1	11.8	1304.2	860.6	355.2	20.3	1774.2	1139.8	1494.9	923.5	1898.0	1167.4
320	4	60	197.6	5.4	986.8	737.4	279.7	10.2	1397.2	997.8	1249.7	819.3	1602.8	1050.1
	6	90	277.8	22.6	1387.5	937.8	380.0	39.4	1897.9	1246.3	1543.6	985.0	1986.7	1250.8
	8	120	313.3	17.5	1564.8	1028.6	424.8	30.0	2121.5	1358.0	1755.5	1083.9	2207.7	1361.2
420	4	128	253.5	7.2	1266.0	954.2	358.7	13.5	1791.4	1287.0	1586.2	1043.1	2029.3	1342.5
	6	96	357.7	29.8	1786.4	1215.2	489.5	52.2	2444.7	1613.6	1982.0	1262.6	2535.8	1608.6
	8	128	405.1	23.3	2023.5	1334.4	549.5	40.1	2744.6	1764.6	2229.1	1393.8	2789.0	1740.9
520	4	152	308.9	8.1	1543.0	1168.4	437.7	15.2	2185.9	1577.2	1813.8	1238.1	2395.3	1604.4
	6	114	437.9	33.2	2187.0	1492.3	599.5	58.2	2994.2	1982.4	2415.9	1544.9	3096.7	1971.4
	8	152	497.1	26.0	2481.6	1641.1	674.6	44.9	3369.6	2171.4	2722.7	1707.9	3403.1	2136.2
640	4	152	396.2	13.7	1978.6	1468.1	556.3	25.2	2778.4	1976.5	2331.3	1564.7	3024.0	2018.0
	6	114	549.4	55.0	2744.0	1860.3	748.8	95.7	3740.1	2459.9	2954.7	1900.8	3701.9	2381.5
	8	152	622.5	42.8	3108.9	2044.9	841.4	73.2	4202.5	2693.4	3167.9	2018.7	3908.3	2518.2

QUICK SELECTION TABLES - COIL

MINIMUM– MAXIMUM AIRFLOW (CFMS)– FOR COOLING ONLY

Model Size	12	22	32	40	48	64	80	100	120	150	180	240	270	320	420	520	640
Full Coil F.A.(ft²)	2.5	5.0	6.6	8.3	10.1	13.1	16.1	19.4	24.1	29.8	35.2	46.9	54.4	63.2	75.6	89.7	109.5
No. Of Coil TH x FL	1 12x24	1 16x36	1 20x38	1 20x48	1 20x58	1 26x58	1 30x62	1 36x62	1 42x66	1 52x66	1 52x78	2 26x104	2 28x112	2 28x130	2 32x136	2 38x136	2 38x166
Min. CFM	750	1500	1980	2490	3030	3930	4740	5820	6990	8760	10830	14070	16260	18750	22680	26910	32850
Max. CFM	1500	3000	3960	4980	6060	7860	9480	11640	13980	17520	21660	28140	32520	37500	45360	53820	65700

Notes:
1. All coils performance are based on standard face area with nominal airflow and 12FPI for model 12 to 150. 10 FPI for model 180 to 640.
2. Water coils 44°F EWT and 10°F WTR temperature rise.
3. DX coils are R22 @ 40°F SST.
4. Since the final coil selection will seldom be at the above conditions, we recommend you refer to the Topaire electronic catalog for all final coil selections.

ELECTRONIC CATALOG

All sections, coils and fans can be selected from Topaire Electronic Catalog to meet any application requirements, Contact Topaire Sales & Services.



FAN DATA

FORWARD CURVED FANS – FS (Sheet 1 of 2)

Model	Fan Model	Air Vol.	Coil Face Vel.	Total Static Pressure											
				1.25"		1.50"		1.75"		2.00"		2.25"		2.50"	
		(CFM)	(FPM)	RPM	BHP	RPM	BHP	RPM	BHP	RPM	BHP	RPM	BHP	RPM	BHP
FS 12	9 - 7	1000	400	1128	0.35	1246	0.43	1360	0.50	1469	0.58	1575	0.66	1677	0.75
		1125	450	1121	0.40	1233	0.47	1341	0.56	1442	0.63	1544	0.72	1641	0.82
		1250	500	1124	0.47	1228	0.54	1330	0.62	1428	0.71	1523	0.79	1613	0.87
		1375	550	1133	0.54	1232	0.62	1327	0.70	1420	0.79	1510	0.87	1599	0.96
		1500	600	1147	0.62	1241	0.70	1332	0.79	1420	0.88	1505	0.96	1590	1.07
FS 22	10 - 8	1575	315	1037	0.60	1140	0.71	1239	0.83	1335	0.96	1426	1.10	1513	1.25
		1800	360	1043	0.74	1136	0.84	1227	0.96	1318	1.09	1404	1.21	1489	1.37
		2025	405	1061	0.90	1145	1.01	1228	1.13	1311	1.26	1392	1.38	1473	1.53
		2250	450	1091	1.09	1166	1.21	1241	1.33	1317	1.46	1391	1.58	1466	1.74
		2475	495	1129	1.30	1197	1.43	1264	1.57	1334	1.72	1402	1.84	1471	1.98
		2700	540	1171	1.57	1234	1.70	1296	1.85	1359	2.00	1422	2.14	1485	2.29
FS 32	12 - 9	1920	290	870	0.70	957	0.82	1040	0.96	1123	1.11	1200	1.26	1276	1.43
		2240	340	872	0.84	952	0.98	1029	1.13	1104	1.27	1177	1.45	1247	1.61
		2560	390	885	1.03	959	1.18	1030	1.34	1099	1.50	1167	1.66	1232	1.81
		2880	435	905	1.26	974	1.42	1040	1.58	1104	1.74	1168	1.93	1229	2.10
		3200	485	929	1.54	994	1.70	1057	1.88	1117	2.05	1177	2.24	1234	2.41
		3520	535	959	1.86	1019	2.05	1079	2.22	1136	2.40	1192	2.60	1247	2.80
		3840	580	993	2.25	1049	2.43	1104	2.63	1159	2.83	1212	3.00	1264	3.23
FS 40	15 - 11	2800	335	740	0.96	820	1.18	892	1.37	959	1.54	1021	1.77	1080	1.98
		3200	385	727	1.13	806	1.33	880	1.55	947	1.80	1011	2.02	1070	2.22
		3600	430	720	1.29	793	1.51	866	1.74	934	1.98	998	2.25	1059	2.52
		4000	480	728	1.53	789	1.73	855	1.98	921	2.24	985	2.49	1046	2.76
		4400	530	749	1.86	798	2.02	853	2.25	912	2.51	972	2.77	1032	3.06
		4800	575	779	2.25	819	2.41	864	2.61	914	2.84	966	3.10	1022	3.40
FS 48	15 - 11	3018	300	733	1.05	813	1.25	886	1.47	953	1.69	1016	1.88	1075	2.10
		3521	350	721	1.26	796	1.49	869	1.70	937	1.93	1001	2.21	1061	2.47
		4024	400	729	1.55	789	1.76	855	2.00	920	2.25	984	2.51	1045	2.77
		4527	450	758	1.98	804	2.16	855	2.36	911	2.60	969	2.88	1028	3.18
		5030	500	798	2.51	836	2.69	876	2.87	919	3.06	968	3.32	1019	3.60
		5533	550	845	3.16	876	3.34	910	3.52	945	3.71	984	3.94	1024	4.15
		6036	600	896	3.93	924	4.11	952	4.30	982	4.50	1014	4.72	1048	4.93
FS 64	15 - 15	5132	390	760	2.12	817	2.35	881	2.60	949	2.92	1019	3.27	1085	3.69
		5773	440	798	2.75	839	2.93	887	3.16	941	3.43	1000	4.11	1060	4.11
		6415	490	846	3.55	881	3.74	915	3.91	958	4.19	1002	4.45	1052	4.74
		7056	540	900	4.54	929	4.72	960	4.92	992	5.13	1027	5.37	1066	5.67
		7698	590	957	5.7	984	5.91	1010	6.11	1037	6.30	1067	6.55	1096	6.75
FS 80	18 - 18	5250	325	640	1.85	709	2.22	775	2.60	838	3.06	898	3.50	954	3.97
		6000	375	635	2.14	697	2.51	760	2.95	820	3.39	878	3.82	934	4.31
		6750	418	640	2.57	696	2.93	752	3.35	808	3.79	862	4.27	916	4.76
		7500	464	653	3.12	703	3.48	753	3.89	803	4.29	854	4.26	904	5.27
		8250	511	672	3.78	716	4.15	762	4.54	807	4.94	852	5.39	899	5.88
		9000	557	695	4.57	735	4.93	776	5.33	817	5.76	858	6.15	901	6.67
FS 100	450	6180	320	612	2.20	672	2.60	729	3.02	784	3.47	837	3.90	887	4.42
		7210	370	618	2.75	672	3.16	724	3.55	776	4.05	825	4.50	823	5.04
		8240	425	632	3.43	681	3.85	728	4.29	776	4.80	821	5.25	867	5.80
		9270	475	651	4.29	696	4.73	740	5.17	783	5.71	825	6.18	868	6.75
		10300	530	673	5.29	716	5.79	756	6.26	797	6.81	836	7.29	875	7.89
		11330	585	699	6.46	739	7.02	777	7.56	815	8.11	852	8.67	888	9.23
FS 120	500	7140	305	577	2.51	632	2.96	687	3.51	738	4.03	790	4.68	839	5.31
		8330	355	582	3.06	633	3.56	683	4.10	730	4.61	777	5.24	823	5.88
		9520	410	593	3.78	641	4.31	687	4.86	731	5.40	774	6.02	816	6.63
		10710	460	608	4.65	653	5.23	696	5.80	737	6.35	778	7.01	817	7.62
		11900	510	626	5.70	669	6.28	710	6.93	749	7.50	787	8.20	824	8.78
		13090	560	646	5.91	687	7.54	726	8.21	763	8.88	800	9.55	835	10.25
		14280	610	669	8.32	707	9.02	744	9.67	780	10.45	815	11.11	849	11.90
FS 150	560	8580	295	507	2.85	558	3.44	606	4.02	652	4.72	695	5.40	737	6.06
		10010	345	509	3.47	556	4.05	600	4.64	644	5.35	686	6.04	726	6.74
		11440	390	517	4.22	560	4.82	601	5.44	642	6.15	681	6.83	719	7.60
		12870	440	528	5.15	568	5.79	607	6.42	645	7.18	681	7.84	718	8.66
		14300	490	542	6.24	580	6.94	616	7.61	652	8.39	686	9.10	721	9.94
		15730	540	558	7.49	594	8.27	629	9.02	662	9.76	696	10.60	727	11.40
		17160	590	576	9.02	601	9.77	644	10.63	676	11.42	707	12.27	737	13.07
FS 180	560	10800	300	512	3.83	557	4.45	600	5.09	642	5.74	682	6046	722	7.24
		12600	350	525	4.94	566	5.60	605	6.23	644	6.97	681	7.64	718	8.46
		14400	400	543	6.32	581	7.02	617	7.68	653	8.48	687	9.18	721	10.04
		16200	450	564	7.99	599	8.76	633	9.49	667	10.32	699	11.07	731	11.97
		18000	500	587	9.96	621	10.83	653	11.66	684	12.50	715	13.36	744	14.26
		19800	550	613	12.34	644	13.23	675	14.18	704	15.01	734	16.04	761	16.90
		21600	600	640	15.10	670	16.08	699	17.04	727	18.06	754	19.04	781	20.05
FS 240	630	13950	295	459	5.17	499	5.95	539	6.85	578	7.81	617	8.79	654	9.86
		16275	350	479	6.89	509	7.53	542	8.35	576	9.29	610	10.28	645	11.40
		18600	400	509	9.29	533	9.92	560	10.67	587	11.42	615	12.34	645	13.36
		20925	445	546	12.44	565	12.96	587	13.72	609	14.39	633	15.30	657	16.11
		23250	495	585	16.25	603	16.94	621	17.55	640	18.29	660	19.10	679	19.89
		25575	545	628	21.01	643	21.61	659	22.34	676	23.07	808	24.42	710	24.66
FS 270	710	16260	300	402	5.56	442	6.55	480	7.64	517	8.74	551	9.85	584	11.03
		18585	345	408	6.87	441	7.80	476	8.83	510	9.96	544	11.23	576	12.42
		20910	385	422	8.66	449	9.46	478	10.41	509	11.56	540	12.77	570	14.03
		23235	430	443	10.95	465	11.71	489	12.57	515	13.64	541	14.73	569	16.00
		25560	470	466	13.69	486	14.53	506	15.30	528	16.32	550	17.33	574	18.52
		27885	515	493	17.11	509	17.82	527	18.73	545	19.58	565	20.65	585	21.64
FS 320	800	18900	300	346	6.58	382	7.80	416	9.14	449	10.49	480	11.98	509	13.40
		22050	355	348	8.15	379	9.37	410	10.69	440	12.13	470	13.63	499	15.30
		25200	405	359	10.39	384	11.54	410	12.77	437	14.20	464	15.76	491	17.25
		28350	455	376	13.31	397	14.34	419	15.58	442	16.99	465	18.43	489	20.03
		31500	505	396	17.02	414	18.05	433	19.07	453	20.54	473	21.94	494	23.48
		34650	555	419	21.45	435	22.59	451	23.68	468	24.91	486	26.25	504	27.81

Notes: 1.) Face velocity (FPM) based on coil standard face area. CFM x 0.4720 = LIT / SEC FPM x 0.3048 / 60 = M / SEC in.WG x 0.25 = kPa

2.) Consult factory for alternate fan model.

3.) Consult factory for operation beyond published operating range.

FAN DATA

FORWARD CURVED FANS – FS (Sheet 2 of 2)

Model	Fan Model	Air Vol. (CFM)	Coil Face Vel. (FPM)	Total Static Pressure 2.75" RPM	2.75" BHP	3.00" RPM	3.00" BHP	3.25" RPM	3.25" BHP	3.50" RPM	3.50" BHP	3.75" RPM	3.75" BHP	4.00" RPM	4.00" BHP
FS 12	9 - 7	1000	400	1773	0.82	1863	0.92	1950	1.03	2033	1.14	2114	1.25	2192	1.34
		1125	450	1736	0.90	1828	1.01	1916	1.09	2001	1.18	2081	1.30	2159	1.42
		1250	500	1706	0.98	1794	1.09	1879	1.18	1964	1.29	2046	1.39	2125	1.49
		1375	550	1685	1.07	1766	1.15	1851	1.27	1932	1.38	2011	1.49	2088	1.59
		1500	600	1671	1.15	1752	1.27	1831	1.38	1906	1.47	1983	1.59	2059	1.72
FS 22	10 - 8	1575	315	1595	1.38	1674	1.51	1750	1.65	1824	1.78	1894	1.90	1960	2.04
		1800	360	1570	1.51	1649	1.69	1724	1.85	1797	2.01	1867	2.16	1936	2.32
		2025	405	1550	1.66	1626	1.84	1700	2.01	1772	2.17	1842	2.36	1910	2.55
		2250	450	1538	1.88	1611	2.05	1682	2.20	1751	2.36	1820	2.56	1886	2.75
		2475	495	1538	2.12	1606	2.29	1672	2.45	1738	2.63	1804	2.81	1867	2.97
		2700	540	1548	2.44	1611	2.59	1672	2.73	1735	2.93	1796	3.11	1855	3.28
FS 32	12 - 9	1920	290	1348	1.62	1418	1.78	1485	1.96	1549	2.16	1612	2.35	1672	2.53
		2240	340	1317	1.80	1384	1.97	1449	2.14	1513	2.36	1575	2.57	1635	2.77
		2560	390	1297	2.01	1360	2.20	1422	2.39	1483	2.60	1543	2.80	1600	2.99
		2880	435	12.90	2.29	1348	2.47	1406	2.65	1464	2.88	1520	3.08	1574	3.28
		3200	485	1292	2.63	1346	2.81	1401	3.03	1455	3.23	1507	3.40	1560	3.63
		3520	535	1300	2.99	1352	3.19	1405	3.43	1455	3.64	1505	3.86	1555	4.09
		3840	580	1315	3.43	1365	3.66	1414	3.87	1461	4.06	1510	4.33	1557	4.58
FS 40	15 - 11	2800	335	1136	2.21	1190	2.44	1241	2.67	1291	2.89	1338	3.10	1385	3.36
		3200	385	1127	2.45	1180	2.71	1231	2.95	1281	3.19	1329	3.47	1375	3.74
		3600	430	1116	2.77	1170	3.02	1222	3.23	1271	3.51	1319	3.81	1365	4.09
		4000	480	1103	3.06	1158	3.35	1210	3.64	1260	3.93	1309	4.18	1355	4.42
		4400	530	1089	3.35	1145	3.64	1198	3.95	1248	4.30	1297	4.62	1344	4.93
		4800	575	1077	3.70	1133	4.01	1184	4.33	1235	4.65	1284	4.94	1331	5.33
FS 48	15 - 11	3018	300	1131	2.35	1184	2.57	1236	2.81	1285	3.07	1333	3.32	1379	3.56
		3521	350	1118	2.72	1172	2.93	1224	3.18	1273	3.46	1321	3.74	1367	4.01
		4024	400	1102	3.07	1157	3.38	1210	3.66	1260	3.95	1308	4.22	1355	4.45
		4527	450	1085	3.44	1140	3.77	1193	4.05	1244	4.40	1293	4.74	1340	5.07
		5030	500	1071	3.91	1124	4.23	1176	4.56	1227	4.88	1276	5.23	1324	5.55
		5533	550	1070	4.46	1116	4.76	1164	5.11	1211	5.44	1259	5.82	1306	6.15
		6036	600	1084	5.17	1122	5.43	1164	5.76	1204	6.06	1249	6.46	1293	6.82
FS 64	15 - 15	5132	390	1147	4.06	-	-	-	-	-	-	-	-	-	-
		5773	440	1123	4.52	1182	4.93	-	-	-	-	-	-	-	-
		6415	490	1105	5.11	1159	5.51	-	-	-	-	See Note 2	-	-	-
		7056	540	1107	5.96	1153	6.28	1199	6.66	-	-	-	-	-	-
		7698	590	1131	7.08	-	-	-	-	-	-	-	-	-	-
FS 80	18 - 18	5250	330	1007	4.45	1057	4.89	-	-	-	-	-	-	-	-
		6000	380	987	484	1038	5.35	1087	5.90	-	-	-	-	-	-
		6750	425	968	5.25	1018	5.74	1067	6.35	-	-	-	See Note 2	-	-
		7500	475	953	5.80	1001	6.32	1049	6.90	1095	7.42	-	-	-	-
		8250	520	944	6.38	989	6.94	1034	7.54	1078	8.09	-	-	-	-
		9000	570	941	7.10	984	7.69	1026	8.23	1067	8.80	-	-	-	-
FS 100	450	6180	320	936	4.92	982	5.37	1026	5.91	1068	6.49	1108	7.05	1148	7.60
		7210	370	920	5.57	965	6.04	1009	6.66	1052	7.25	1093	7.83	1132	8.36
		8240	425	911	6.34	953	6.85	996	7.49	1037	8.11	1077	8.67	1116	9.25
		9270	475	908	7.29	948	7.83	989	8.47	1027	9.07	1065	9.62	1103	1034
		10300	530	913	8.42	951	9.05	988	9.66	-	-	-	-	-	-
		11330	585	924	9.78	-	-	-	-	-	-	See Note 2		-	-
FS 120	500	7140	305	886	5.91	933	6.69	977	7.49	1021	8.28	1062	9.07	1103	9.85
		8330	355	866	6.46	911	7.24	954	7..99	995	8.71	1035	9.41	1075	10.30
		9520	410	857	7.24	898	8.00	938	8.72	976	9.41	1015	10.20	1053	11.08
		10710	460	856	8.28	894	9.00	930	9.67	967	10.37	1004	11.23	1039	12.06
		11900	510	861	9.53	896	10.24	930	10.87	965	11.71	999	12.50	1032	13.23
		13090	560	870	10.99	903	11.63	936	12.44	969	13.24	1001	13.96	1032	14.71
		14280	610	882	12.60	914	13.39	946	14.19	977	14.91	1007	15.70	1038	16.62
FS 150	560	8580	295	776	6.87	814	7.68	850	8.47	885	9.23	918	10.01	949	10.92
		10010	345	765	7.58	802	8.39	838	9.14	873	10.00	906	10.95	939	11.89
		11440	390	756	8.43	792	9.19	827	10.01	862	10.97	895	11.90	927	12.80
		12870	440	753	9.45	786	10.18	821	11.15	854	12.07	885	12.94	916	13.76
		14300	490	753	10.68	786	11.56	818	12.48	849	13.31	879	14.16	910	15.24
		15730	540	759	12.22	790	13.15	820	13.98	849	14.83	879	15.88	908	16.86
		17160	590	767	14.03	796	14.89	825	15.77	854	16.79	881	17.73	908	18.59
FS 180	560	10800	300	759	7.95	796	8.80	832	9.69	867	10.56	900	11.38	932	12.25
		12600	350	753	9.19	787	10.02	822	10.95	855	11.83	886	12.64	918	13.61
		14400	400	754	10.80	786	11.64	818	12.57	849	13.43	879	14.23	910	15.32
		16200	450	761	12.74	791	13.68	821	14.61	850	15.44	879	16.37	908	17.43
		18000	500	773	15.08	802	16.09	830	17.00	857	17.86	884	18.96	911	19.98
		19800	550	789	17.90	816	18.88	842	19.72	869	20.85	895	21.92	919	22.89
		21600	600	808	21.11	833	22.02	859	23.14	884	24.23	908	25.19	932	26.25
FS 240	630	13950	295	689	10.95	723	12.06	756	13.23	787	14.32	818	15.41	847	16.63
		16275	350	678	12.53	711	13.68	743	14.83	775	16.16	805	17.42	834	18.68
		18600	400	675	14.45	705	15.66	735	16.94	764	18.20	794	19.56	822	20.82
		20925	445	683	17.19	707	18.14	735	19.46	761	20.66	788	22.02	815	23.48
		23250	495	701	20.89	722	21.75	745	22.90	768	24.04	791	25.17	815	26.63
		25575	545	728	25.51	745	26.34	765	27.47	785	28.48	-	See Note 2		-
FS 270	710	16260	300	616	12.19	646	13.31	674	14.61	702	15.84	728	17.02	754	18.20
		18585	345	607	13.78	637	14.99	666	16.39	694	17.74	720	18.99	746	20.35
		20910	385	600	15.44	630	16.78	658	18.22	685	19.72	712	21.11	738	22.62
		23235	430	597	17.35	624	18.80	651	20.25	678	21.83	704	23.28	730	24.92
		25560	470	598	19.77	623	21.12	648	22.57	674	24.21	698	25.71	723	27.43
		27885	515	607	22.90	628	24.17	651	25.53	674	27.08	696	28.48	720	30.27
FS 320	800	18900	300	537	14.93	564	16.54	589	18.06	613	19.58	636	21.32	658	23.02
		22050	355	526	16.82	553	18.57	579	20.30	604	21.90	627	23.77	650	25.65
		25200	405	517	19.08	543	20.80	568	22.73	593	24.50	617	26.33	640	28.38
		28350	455	513	21.75	537	23.42	560	25.29	584	27.32	607	29.2	629	31.38
		31500	505	514	25.06	536	26.89	557	28.65	579	30.65	600	32.44	-	-
		34650	555	522	29.40	541	31.09	560	32.68	-	-	-	-	See Note 2	-

Note: 1.) Face velocity (FPM) based on coil standard face area. CFM x 0.4720 = LIT / SEC FPM x 0.3048 / 60 = M / SEC in.WG x 0.25 = kPa

2.) Consult factory for alternate fan model.

3.) Consult factory for operation beyond published operating range.

FAN DATA

BACKWARD INCLINED AIR FOIL - AF (Sheet 1 of 2)

Model	Fan Model	Air Vol. (CFM)	Coil Face Vel. (FPM)	Total Static Pressure 1.25 RPM	1.25 BHP	1.50 RPM	1.50 BHP	1.75 RPM	1.75 BHP	2.00 RPM	2.00 BHP	2.25 RPM	2.25 BHP	2.50 RPM	2.50 BHP	2.75 RPM	2.75 BHP	3.00 RPM	3.00 BHP	3.25 RPM	3.25 BHP	3.50 RPM	3.50 BHP
AF 40	315TM	2400	300	1608	0.72	1697	0.83	1782	0.95	1864	1.06	2237	1.70	2305	1.82	2093	1.43	2167	1.57	2237	1.70	2305	1.82
		2800	350	1732	0.91	1813	1.03	1891	1.17	1968	1.30	2317	2.00	2381	2.13	2182	1.70	2250	1.85	2317	2.00	2381	2.13
		3200	400	1865	1.14	1940	1.29	2013	1.42	2084	1.57	2411	2.33	2472	2.49	2285	2.02	2348	2.17	2411	2.33	2472	2.49
		3600	450	2006	1.42	2076	1.58	2143	1.74	2210	1.89	2517	2.72	2575	2.89	2398	2.39	2457	2.55	2517	2.72	2575	2.89
		4000	500	2155	1.76	2219	1.93	2282	2.10	2343	2.26	2632	3.16	2687	3.34	2519	2.80	2576	2.97	2632	3.16	2687	3.34
		4400	550	2307	2.16	2367	2.33	2426	2.52	2483	2.71	2755	3.66	2807	3.86	2649	3.27	2703	3.47	2755	3.66	2807	3.86
		4800	600	2464	2.61	2519	2.80	2575	3.00	2629	3.20	2886	4.23	2935	4.45	2786	3.82	2835	4.02	2886	4.23	2935	4.45
AF 48	355TM	3015	300	1428	0.87	1507	1.01	1583	1.15	1656	1.30	1988	2.08	2049	2.24	1861	1.76	1926	1.92	1988	2.08	2049	2.24
		3517	350	1537	1.11	1609	1.26	1679	1.42	1747	1.58	2059	2.43	2116	2.61	1939	2.08	1999	2.25	2059	2.43	2116	2.61
		4020	400	1655	1.39	1722	1.57	1786	1.73	1849	1.92	2142	2.84	2196	3.03	2029	2.47	2085	2.64	2142	2.84	2196	3.03
		4522	450	1779	1.73	1841	1.92	1901	2.10	1960	2.30	2235	3.31	2286	3.52	2128	2.89	2181	3.10	2235	3.31	2286	3.52
		5025	500	1910	2.13	1967	2.35	2024	2.55	2078	2.76	2337	3.85	2385	4.07	2236	3.40	2287	3.62	2337	3.85	2385	4.07
		5527	550	2044	2.61	2098	2.83	2150	3.06	2202	3.28	2445	4.45	2491	4.69	2350	3.98	2398	4.22	2445	4.45	2491	4.69
		6030	600	2183	3.16	2233	3.40	2282	3.64	2331	3.89	2560	5.15	2604	5.40	2471	4.64	2515	4.89	2560	5.15	2604	5.40
AF 64	400TM	3852	300	1289	1.11	1359	1.27	1425	1.45	1491	1.63	1785	2.60	1839	2.80	1672	2.20	1729	2.40	1785	2.60	1839	2.80
		4494	350	1389	1.41	1453	1.59	1515	1.80	1575	2.00	1851	3.06	1902	3.27	1745	2.61	1798	2.83	1851	3.06	1902	3.27
		5136	400	1498	1.77	1557	1.98	1614	2.35	1670	2.43	1928	3.58	1977	3.82	1829	3.11	1879	3.34	1928	3.58	1977	3.82
		5778	450	1613	2.21	1668	2.45	1720	2.68	1773	2.92	2015	4.18	2061	4.44	1921	3.67	1968	3.93	2015	4.18	2061	4.44
		6420	500	1733	2.73	1784	3.00	1833	3.26	1882	3.51	2109	4.86	2153	5.15	2021	4.31	2065	4.60	2109	4.86	2153	5.15
		7062	550	1857	3.35	1904	3.63	1950	3.91	1995	4.19	2210	5.65	2250	5.95	2126	5.07	2169	5.36	2210	5.65	2250	5.95
		7704	600	1984	4.06	2028	4.37	2071	4.66	2114	4.97	2316	6.54	2355	6.86	2237	5.91	2277	6.22	2316	6.54	2355	6.86
AF 80	450TM	4500	300	1115	1.25	1179	1.46	1242	1.66	1301	1.88	1572	3.04	1622	3.30	1469	2.56	1521	2.80	1572	3.04	1622	3.30
		5250	350	1194	1.57	1254	1.80	1312	2.04	1367	2.26	1621	3.54	1668	3.81	1524	3.02	1574	3.28	1621	3.54	1668	3.81
		6000	400	1281	1.96	1337	2.21	1390	2.47	1442	2.73	1681	4.11	1725	4.40	1589	3.54	1636	3.83	1681	4.11	1725	4.40
		6750	450	1374	2.43	1425	2.69	1475	2.97	1523	3.27	1748	4.76	1790	5.07	1661	4.15	1706	4.45	1748	4.76	1790	5.07
		7500	500	1471	2.96	1519	3.27	1565	3.58	1610	3.89	1622	5.49	1863	5.83	1740	4.84	1782	5.17	1822	5.49	1863	5.83
		8250	550	1572	3.60	1616	3.94	1659	4.26	1702	4.60	1903	6.34	1941	6.69	1825	5.63	1864	5.98	1903	6.34	1941	6.69
		9000	600	1675	4.34	1717	4.70	1758	5.05	1797	5.41	1987	7.28	2023	7.65	1913	6.53	1951	6.90	1987	7.28	2023	7.65
AF 100	500TM	6180	300	1006	1.73	1061	2.00	1115	2.26	1166	2.55	1401	4.03	1444	4.34	1310	3.42	1357	3.73	1401	4.03	1444	4.34
		7210	350	1084	2.21	1135	2.51	1183	2.81	1231	3.12	1450	4.76	1490	5.09	1365	4.09	1408	4.42	1450	4.76	1490	5.09
		8240	400	1170	2.80	1216	3.12	1260	3.46	1304	3.79	1508	5.59	1546	5.96	1429	4.85	1468	5.21	1508	5.59	1546	5.96
		9270	450	1261	3.50	1302	3.86	1344	4.23	1384	4.60	1574	6.54	1610	6.94	1500	5.75	1537	6.14	1574	6.54	1610	6.94
		10300	500	1355	4.34	1395	4.73	1432	5.13	1469	5.53	1647	7.64	1680	8.07	1578	6.78	1613	7.21	1647	7.64	1680	8.07
		11330	550	1454	5.33	1489	5.76	1525	6.19	1560	6.62	1725	8.88	1758	9.35	1661	7.96	1693	8.42	1725	8.88	1758	9.35
		12360	600	1554	6.49	1588	6.94	1620	7.41	1653	7.88	1809	10.29	1839	10.79	1747	9.31	1778	9.81	1809	10.29	1839	10.79
AF 120	500TM	7170	300	1081	2.18	1132	2.49	1180	2.79	1228	3.10	1448	4.73	1488	5.07	1362	4.06	1405	4.38	1448	4.73	1488	5.07
		8365	350	1180	2.88	1226	3.20	1270	3.54	1313	3.89	1515	5.70	1554	6.07	1437	4.96	1476	5.32	1515	5.70	1554	6.07
		9560	400	1287	3.73	1328	4.09	1368	4.46	1408	4.85	1594	6.83	1630	7.25	1521	6.03	1557	6.42	1594	6.83	1630	7.25
		10755	450	1399	4.76	1436	5.17	1473	5.57	1508	6.00	1681	8.16	1714	8.62	1613	7.28	1648	7.72	1681	8.16	1714	8.62
		11950	500	1514	6.00	1548	6.45	1581	6.90	1615	7.36	1775	9.72	1805	10.18	1712	8.76	1744	9.23	1775	9.72	1805	10.18
		13145	550	1632	7.49	1664	7.97	1695	8.46	1725	8.95	1874	11.50	1904	12.02	1816	10.47	1845	10.97	1874	11.50	1904	12.02
		14340	600	1753	9.22	1782	9.74	1811	10.28	1840	10.80	1979	13.53	2005	14.10	1924	12.44	1952	12.98	1979	13.53	2005	14.10
AF 150	560TM	8580	300	947	2.55	992	2.91	1038	3.27	1081	3.64	1281	5.63	1319	6.04	1204	4.81	1243	5.23	1281	5.63	1319	6.04
		10010	350	1030	3.32	1071	3.73	1112	4.13	1152	4.54	1337	6.74	1371	7.18	1265	5.83	1302	6.28	1337	6.74	1371	7.18
		11440	400	1119	4.27	1157	4.72	1194	5.17	1230	5.63	1402	8.03	1434	8.52	1335	7.05	1369	7.54	1402	8.03	1434	8.52
		12870	450	1213	5.43	1248	5.92	1282	6.42	1315	6.91	1474	9.54	1504	10.08	1412	8.47	1443	9.00	1474	9.54	1504	10.08
		14300	500	1311	6.81	1342	7.34	1374	7.89	1405	8.44	1552	11.28	1581	11.87	1495	10.13	1523	10.71	1552	11.28	1581	11.87
		15730	550	1411	8.46	1441	9.03	1469	9.62	1498	10.22	1636	13.29	1662	13.92	1581	12.05	1609	12.66	1636	13.29	1662	13.92
		17160	600	1514	10.37	1541	11.01	1568	11.64	1594	12.29	1723	15.57	1748	16.25	1673	14.24	1698	14.91	1723	15.57	1748	16.25
AF 180	630TM	10800	300	842	3.16	883	3.60	924	4.06	962	4.52	1141	6.97	1174	7.49	1072	5.96	1107	6.47	1141	6.97	1174	7.49
		12600	350	916	4.11	953	4.61	990	5.12	1025	5.63	1190	8.35	1221	8.91	1126	7.24	1159	7.80	1190	8.35	1221	8.91
		14400	400	996	5.29	1029	5.84	1063	6.41	1095	6.97	1248	9.96	1276	10.57	1188	8.74	1218	9.34	1248	9.96	1276	10.57
		16200	450	1079	6.71	1110	7.33	1140	7.95	1170	8.58	1312	11.82	1338	12.49	1256	10.49	1284	11.16	1312	11.82	1338	12.49
		18000	500	1166	8.43	1194	9.10	1222	9.77	1250	10.45	1381	13.98	1407	14.71	1330	12.56	1356	13.27	1381	13.98	1407	14.71
		19800	550	1255	10.47	1282	11.19	1307	11.93	1332	12.66	1456	16.47	1479	17.25	1407	14.91	1431	15.69	1456	16.47	1479	17.25
		21600	600	1346	12.84	1371	13.63	1395	14.42	1418	15.21	1533	19.30	1555	20.13	1488	17.65	1511	18.47	1533	19.30	1555	20.13
AF 240	710TM	13950	300	761	4.15	797	4.72	832	5.29	866	5.90	1023	9.05	1052	9.69	962	7.73	993	8.39	1023	9.05	1052	9.69
		16275	350	829	5.43	862	6.07	894	6.71	925	7.38	1070	10.87	1097	11.59	1013	9.43	1042	10.14	1070	10.87	1097	11.59
		18600	400	903	7.01	932	7.72	961	8.44	990	9.17	1124	13.00	1149	13.79	1071	11.43	1098	12.21	1124	13.00	1149	13.79
		20925	450	980	8.94	1007	9.72	1034	10.51	1059	11.31	1184	15.49	1207	16.35	1135	13.79	1160	14.63	1184	15.49	1207	16.35
		23250	500	1060	11.24	1085	12.10	1109	12.97	1133	13.86	1248	18.37	1270	19.31	1203	16.54	1226	17.46	1248	18.37	1270	19.31
		25575	550	1142	13.99	1165	14.93	1188	15.87	1209	16.82	1317	21.71	1338	22.71	1275	19.72	1296	20.70	1317	21.71	1338	22.71
		27900	600	1226	17.21	1247	18.21	1268	19.23	1289	20.25	1389	25.50	1408	26.57	1350	23.38	1369	24.44	1389	25.50	1408	26.57
AF 270	710TM	16250	300	829	5.41	861	6.04	893	6.70	924	7.36	1069	10.84	1096	11.56	1013	9.41	1041	10.12	1069	10.84	1096	11.56
		19000	350	916	7.32	945	8.04	973	8.76	1001	9.51	1134	13.40	1159	14.20	1082	11.82	1108	12.60	1134	13.40	1159	14.20
		21700	400	1007	9.66	1032	10.47	1059	11.28	1084	12.11	1205	16.40	1228	17.30	1157	14.66	1181	15.52	1205	16.40	1228	17.30
		24400	450	1101	12.54	1124	13.44	1147	14.35	1171	15.26	1282	19.97	1303	20.93	1238	18.05	1260	19.01	1282	19.97	1303	20.93
		27100	500	1197	16.04	1219	17.03	1240	18.01	1261	19.01	1363	24.13	1384	25.19	1324	22.07	1344	23.10	1363	24.13	1384	25.19
		29800	550	1296	2021	1315	21.28	1335	22.36	1355	23.45	1450	29.00	1468	30.14	1412	26.76	1431	27.87	1450	29.00	1468	30.14
		32500	600	1396	25.11	1414	26.28	1432	27.44	1450	28.62	1538	34.60	1556	35.83	1504	32.19	1521	33.39	1538	34.60	1556	35.83
AF 320	800XM	18900	300	701	5.83	732	6.58	761	7.34	791	8.12	926	12.23	951	13.12	874	10.56	900	11.39	926	12.23	951	13.12
		22050	350	768	7.72	796	8.56	823	9.42	849	10.30	973	14.86	997	15.83	925	13.01	949	13.94	973	14.86	997	15.83
		25200	400	840	10.08	865	11.01	889	11.97	914	12.94	1027	17.97	1049	19.03	983	15.93	1006	16.95	1027	17.97	1049	19.03
		28350	450	916	12.96	938	14.00	960	15.06	982	16.12	1087	21.63	1108	22.78	1046	19.40	1067	20.50	1087	21.63	1108	22.78
		31500	500	993	16.44	1014	17.58	1034	18.73	1054	19.90	1152	25.90	1170	27.12	1113	23.46	1132	24.67	1152	25.90	1170	27.12
		34650	550	1072	20.58	1091	21.83	1110	23.07	1129	24.33	1219	30.82	1236	32.15	1184	28.19	1202	29.51	1219	30.82	1236	32.15
		37800	600	1153	25.43	1170	26.79	1188	28.14	1205	29.51	1290	36.47	1306	37.91	1256	33.66	1273	35.07	1290	36.47	1306	37.91
AF 420	900XM	25200	300	649	8.24	675	9.23	701	10.25	726	11.27	843	16.67	864	17.77	798	14.46	821	15.57	843	16.67	864	17.77
		29400	350	715	11.04	739	12.17	762	13.31	784	14.46	891	20.50	911	21.73	849	18.04	871	19.26	891	20.50	911	21.73
		33600	400	785	14.53	806	15.80	827	17.07	847	18.36	946	25.04	964	26.41	907	22.32	927	23.69	946	25.04	964	26.41
		37800	450	858	18.83	877	20.22	896	21.64	915	23.07	1005	30.40	1022	31.91	969	27.44	987	28.92	1005	30.40	1022	31.91
		42000	500	932	24.02	950	25.55	967	27.11	984	28.68	1068	36.69	1084	38.34	1035	33.45	1051	35.05	1068	36.69	1084	38.34
		46200	550	1008	30.19	1024	31.89	1040	33.58	1057	35.27	1134	43.98	1149	45.73	1103	40.47	1119	42.21	1134	43.98	1149	45.73
		50400	600	1086	37.47	1101	39.29	1115	41.14	1130	42.99	1202	52.37	1217	54.27	1174	48.58	1188	50.46	1202	52.37	1217	54.27
AF 520	1000X	26900	300	545	7.89	571	8.98	596	10.09	620	11.22	734	17.25	754	18.48	690	14.75	712	16.01	734	17.25	754	18.48
		31400	350	594	10.32	617	11.54	640	12.78	662	14.06	767	20.72	786	22.10	726	17.98	747	19.34	767	20.72	786	22.10
		35900	400	646	13.32	667	14.67	688	16.07	709	17.46	805	24.79	823	26.29	767	21.79	786	23.28	805	24.79	823	26.29
		40370	450	701	16.95	720	18.45	740	19.98	758	21.51	848	29.49	864	31.13	812	26.24	830	27.87	848	29.49	864	31.13
		44850	500	758	21.33	776	22.97	793	24.63	811	26.30	893	34.95	909	36.74	861	31.45	877	33.21	893	34.95	909	36.74
		49340	550	816	26.53	833	28.31	849	30.11	865	31.93	943	41.27	958	43.20	912	37.48	927	39.37	943	41.27	958	43.20
		53820	600	876	32.61	891	34.53	907	36.47	922	38.43	994	48.47	1007	50.52	965	44.41	980	46.43	994	48.47	1007	50.52
AF 640	1120X	32850	300	480	9.47	503	10.80	526	12.18	548	13.57	651	20.98	670	22.57	611	17.96	631	19.48	651	20.98	670	22.57
		38330	350	522	12.31	543	13.82	564	15.36	584	16.90	679	25.11	696	26.79	642	21.73	661	23.44	679	25.11	696	26.79
		43800	400	567	15.83	586	17.49	605	19.19	623	20.89	711	29.91	727	31.73	677	26.22	694	28.06	711	29.91	727	31.73
		49280	450	614	20.09	632	21.92	649	23.79	666	25.67	747	35.47	763	37.49	716	31.49	732	33.47	747	35.47	763	37.49
		54750	500	663	25.19	679	27.20	695	29.24	711	31.29	786	41.92	801	44.11	757	37.60	772	39.74	786	41.92	801	44.11
		60230	550	713	31.25	729	33.42	743	35.63	758	37.86	829	49.33	842	51.67	800	44.66	815	46.99	829	49.33	842	51.67
		65700	600	765	38.31	779	40.67	793	43.05	806	45.45	872	57.75	885	60.29	846	52.78	859	55.26	872	57.75	885	60.29

Note: Face velocity (FPM) based on coil standard face area. CFM x 0.4720 = LIT / SEC FPM x 0.3048 / 60 = M / SEC in.WG x 0.25 = kPa

FAN DATA

BACKWARD INCLINED AIR FOIL - AF (Sheet 2 of 2)

Model	Fan Model	Air Vol. (CFM)	Coil Face Vel. (FPM)	Total Static Pressure 3.75 RPM	3.75 BHP	4.00 RPM	4.00 BHP	4.25 RPM	4.25 BHP	4.50 RPM	4.50 BHP	4.75 RPM	4.75 BHP	5.00 RPM	5.00 BHP	5.25 RPM	5.25 BHP	5.50 RPM	5.50 BHP	5.75 RPM	5.75 BHP	6.00 RPM	6.00 BHP
AF 40	315TM	2400	300	2372	1.97	2438	2.10	2502	2.25	2564	2.39	2626	2.53	2687	2.68	2746	2.84	2804	2.99	2861	3.14	2917	3.28
		2800	350	2444	2.28	2507	2.44	2568	2.59	2628	2.75	2686	2.89	2744	3.06	2801	3.22	2857	3.39	2911	3.55	2965	3.71
		3200	400	2532	2.64	2591	2.81	2649	2.97	2706	3.15	2761	3.31	2816	3.48	2871	3.66	2924	3.83	2977	4.01	3028	4.18
		3600	450	2631	3.06	2687	3.23	2742	3.42	2796	3.59	2849	3.77	2901	3.95	2954	4.14	3005	4.33	3055	4.52	3104	4.70
		4000	500	2740	3.52	2794	3.71	2846	3.91	2897	4.10	2947	4.29	2998	4.49	3048	4.69	3096	4.88	3144	5.08	3191	5.28
		4400	550	2859	4.06	2909	4.26	2958	4.46	3007	4.66	3056	4.88	3104	5.08	3151	5.29	3197	5.49	3242	5.71	3289	5.92
		4800	600	2984	4.65	3031	4.86	3078	5.08	3126	5.31	3172	5.52	3217	5.75	3261	5.96	3306	6.19	3351	6.42	3395	6.65
AF 48	355TM	3015	300	2109	2.40	2168	2.57	2225	2.75	2280	2.92	2335	3.10	2390	3.28	2442	3.47	2494	3.64	2545	3.83	2595	4.02
		3517	350	2172	2.79	2228	2.97	2283	3.16	2336	3.35	2387	3.54	2439	3.74	2490	3.94	2540	4.13	2589	4.33	2636	4.53
		4020	400	2249	3.23	2302	3.43	2354	3.63	2404	3.83	2454	4.03	2503	4.25	2552	4.46	2599	4.68	2646	4.89	2692	5.11
		4522	450	2336	3.73	2387	3.94	2436	4.17	2484	4.38	2531	4.60	2578	4.82	2624	5.05	2670	5.28	2714	5.51	2758	5.74
		5025	500	2433	4.30	2481	4.53	2527	4.76	2573	5.00	2618	5.23	2663	5.47	2707	5.71	2750	5.95	2793	6.19	2835	6.45
		5527	550	2537	4.94	2582	5.19	2626	5.43	2670	5.68	2713	5.94	2756	6.19	2798	6.45	2839	6.70	2880	6.95	2921	7.22
		6030	600	2647	5.65	2689	5.92	2732	6.19	2774	6.46	2815	6.73	2856	6.99	2895	7.26	2936	7.53	2975	7.81	3014	8.09
AF 64	400TM	3852	300	1892	3.00	1944	3.22	1995	3.43	2044	3.64	2093	3.86	2141	4.09	2188	4.31	2235	4.54	2280	4.77	2324	5.00
		4494	350	1952	3.50	2001	3.73	2050	3.95	2097	4.19	2143	4.42	2188	4.66	2234	4.92	2278	5.16	2322	5.41	2364	5.65
		5136	400	2024	4.06	2070	4.30	2116	4.56	2161	4.81	2205	5.07	2248	5.32	2292	5.59	2334	5.86	2376	6.12	2417	6.39
		5778	450	2105	4.70	2149	4.97	2193	5.24	2236	5.51	2278	5.79	2318	6.06	2360	6.34	2400	6.63	2440	6.91	2479	7.20
		6420	500	2194	5.43	2237	5.72	2278	6.00	2319	6.30	2358	6.59	2398	6.89	2437	7.20	2476	7.49	2514	7.80	2551	8.09
		7062	550	2291	6.26	2331	6.57	2370	6.87	2408	7.18	2447	7.49	2485	7.81	2522	8.13	2558	8.46	2594	8.78	2630	9.10
		7704	600	2393	7.18	2431	7.52	2468	7.84	2505	8.17	2542	8.51	2577	8.84	2613	9.18	2647	9.51	2683	9.86	2717	10.21
AF 80	450TM	4500	300	1670	3.54	1717	3.79	1763	4.05	1809	4.31	1853	4.58	1896	4.85	1939	5.12	1981	5.40	2022	5.70	2063	5.99
		5250	350	1715	4.09	1760	4.36	1803	4.62	1847	4.92	1890	5.21	1931	5.49	1972	5.79	2011	6.08	2052	6.39	2091	6.70
		6000	400	1769	4.69	1812	4.98	1854	5.28	1895	5.59	1936	5.91	1976	6.22	2015	6.53	2053	6.85	2091	7.17	2129	7.50
		6750	450	1832	5.39	1873	5.71	1912	6.03	1952	6.35	1991	6.69	2029	7.02	2066	7.36	2103	7.69	2140	8.04	2176	8.39
		7500	500	1902	6.18	1941	6.51	1979	6.85	2017	7.21	2054	7.56	2090	7.92	2125	8.27	2161	8.63	2196	9.00	2231	9.38
		8250	550	1978	7.05	2014	7.41	2051	7.79	2087	8.16	2122	8.54	2157	8.91	2191	9.29	2226	9.67	2259	10.06	2292	10.45
		9000	600	2059	8.04	2094	8.43	2129	8.82	2163	9.22	2196	9.61	2230	10.01	2263	10.43	2296	10.83	2328	11.23	2359	11.64
AF 100	500TM	6180	300	1487	4.68	1529	5.00	1569	5.33	1608	5.65	1647	5.99	1686	6.35	1724	6.70	1761	7.06	1797	7.41	1833	7.76
		7210	350	1530	5.44	1570	5.80	1608	6.16	1646	6.53	1683	6.87	1719	7.26	1756	7.64	1791	8.03	1826	8.42	1860	8.79
		8240	400	1583	6.32	1621	6.71	1657	7.12	1693	7.50	1728	7.88	1763	8.29	1797	8.71	1831	9.11	1864	9.53	1897	9.94
		9270	450	1645	7.34	1681	7.77	1715	8.19	1749	8.60	1782	9.02	1815	9.46	1848	9.90	1880	10.33	1912	10.77	1942	11.20
		10300	500	1714	8.51	1748	8.95	1780	9.39	1811	9.84	1844	10.30	1875	10.77	1906	11.23	1936	11.70	1966	12.15	1996	12.64
		11330	550	1789	9.82	1820	10.29	1850	10.76	1881	11.26	1912	11.74	1941	12.22	1970	12.72	1999	13.20	2028	13.72	2057	14.23
		12360	600	1868	11.28	1898	11.79	1927	12.31	1956	12.82	1984	13.33	2012	13.84	2040	14.38	2068	14.91	2096	15.45	2123	15.99
AF 120	500TM	7170	300	1528	5.41	1568	5.78	1607	6.12	1644	6.49	1681	6.83	1718	7.22	1754	7.61	1790	7.99	1825	8.36	1858	8.75
		8365	350	1591	6.45	1627	6.83	1664	7.24	1700	7.62	1734	8.03	1768	8.42	1803	8.83	1837	9.26	1870	9.67	1902	10.09
		9560	400	1664	7.65	1698	8.08	1733	8.51	1766	8.94	1799	9.37	1831	9.80	1863	10.25	1895	10.71	1927	11.16	1957	11.60
		10755	450	1746	9.06	1779	9.53	1811	9.98	1842	10.45	1873	10.91	1903	11.38	1934	11.87	1964	12.35	1993	12.84	2022	13.32
		11950	500	1836	10.68	1867	11.18	1896	11.67	1925	12.17	1954	12.68	1984	13.19	2012	13.71	2040	14.22	2068	14.73	2095	15.25
		13145	550	1932	12.54	1960	13.07	1987	13.60	2016	14.14	2043	14.69	2071	15.22	2097	15.77	2123	16.32	2150	16.87	2177	17.43
		14340	600	2032	14.66	2059	15.22	2086	15.80	2112	16.36	2137	16.94	2162	17.51	2188	18.10	2214	18.71	2239	19.30	2264	19.89
AF 150	560TM	8580	300	1356	6.47	1391	6.90	1426	7.33	1460	7.77	1495	8.23	1528	8.68	1560	9.14	1592	9.59	1623	10.03	1655	10.53
		10010	350	1406	7.65	1440	8.13	1473	8.60	1504	9.07	1537	9.57	1568	10.08	1599	10.57	1630	11.07	1659	11.56	1689	12.07
		11440	400	1466	9.03	1498	9.55	1529	10.06	1559	10.57	1589	11.11	1619	11.66	1648	12.19	1677	12.73	1705	13.27	1733	13.81
		12870	450	1534	10.63	1564	11.19	1593	11.74	1621	12.29	1650	12.88	1678	13.45	1706	14.03	1733	14.61	1759	15.18	1786	15.79
		14300	500	1609	12.46	1636	13.05	1663	13.64	1691	14.26	1718	14.87	1744	15.49	1770	16.11	1795	16.72	1821	17.37	1847	18.01
		15730	550	1688	14.55	1714	15.18	1740	15.84	1766	16.50	1791	17.14	1816	17.80	1840	18.45	1865	19.14	1890	19.81	1914	20.49
		17160	600	1773	16.94	1797	17.62	1821	18.30	1845	18.99	1869	19.68	1893	20.39	1917	21.11	1940	21.82	1963	22.53	1985	23.23
AF 180	630TM	10800	300	1207	8.03	1239	8.56	1270	9.09	1300	9.63	1331	10.21	1360	10.77	1389	11.34	1418	11.90	1446	12.46	1474	13.07
		12600	350	1252	9.50	1282	10.09	1311	10.67	1339	11.26	1368	11.86	1396	12.49	1424	13.11	1451	13.74	1477	14.34	1504	14.97
		14400	400	1305	11.20	1333	11.85	1361	12.48	1388	13.12	1414	13.78	1441	14.45	1467	15.12	1493	15.79	1518	16.46	1543	17.13
		16200	450	1366	13.17	1392	13.87	1418	14.55	1443	15.24	1468	15.96	1494	16.68	1518	17.39	1542	18.12	1566	18.82	1590	19.58
		18000	500	1432	15.44	1456	16.17	1480	16.91	1505	17.67	1529	18.44	1552	19.20	1575	19.97	1598	20.73	1621	21.52	1644	22.32
		19800	550	1502	18.02	1525	18.81	1549	19.63	1572	20.44	1594	21.24	1616	22.04	1638	22.87	1660	23.72	1682	24.56	1703	25.39
		21600	600	1578	20.97	1599	21.83	1621	22.67	1642	23.53	1663	24.40	1685	25.27	1706	26.16	1726	27.04	1747	27.93	1767	28.80
AF 240	710TM	13950	300	1081	10.37	1110	11.07	1137	11.75	1164	12.42	1191	13.15	1217	13.88	1243	14.61	1268	15.34	1293	16.07	1317	16.78
		16275	350	1123	12.30	1150	13.08	1176	13.83	1202	14.59	1226	15.34	1251	16.13	1276	16.49	1300	17.74	1323	18.55	1346	19.34
		18600	400	1174	14.58	1199	15.41	1223	16.23	1247	17.06	1270	17.88	1294	18.73	1317	19.60	1340	20.48	1362	21.33	1384	22.36
		20925	450	1230	17.22	1254	18.10	1277	19.00	1299	19.89	1321	20.77	1343	21.71	1356	22.63	1386	23.56	1407	24.50	1428	25.41
		23250	500	1292	20.25	1314	21.20	1335	22.15	1356	23.10	1377	24.09	1398	25.08	1419	26.06	1439	27.05	1458	28.03	1478	29.05
		25575	550	1358	23.72	1378	24.72	1398	25.75	1419	26.80	1438	27.85	1458	28.89	1477	29.94	1496	30.99	1515	32.08	1534	33.17
		27900	600	1428	27.67	1447	28.76	1466	29.86	1484	30.95	1503	32.05	1521	33.18	1540	34.32	1558	35.46	1576	36.60	1594	37.73
AF 270	710TM	16250	300	1123	12.29	1150	13.05	1176	13.80	1201	14.57	1226	15.32	1251	16.11	1275	16.91	1300	17.71	1323	18.52	1346	19.31
		19000	350	1183	15.01	1207	15.83	1232	16.68	1256	17.53	1279	18.36	1301	19.20	1324	20.07	1347	20.97	1370	21.86	1391	22.74
		21700	400	1250	18.18	1273	19.08	1296	20.01	1318	20.93	1339	21.84	1360	22.77	1382	23.72	1403	24.68	1424	25.56	1445	26.61
		24400	450	1324	21.90	1345	22.89	1366	23.89	1387	24.88	1407	25.88	1427	26.88	1447	27.93	1467	28.96	1486	30.00	1506	31.03
		27100	500	1404	26.25	1423	27.32	1442	28.38	1461	29.45	1480	30.55	1499	31.65	1518	32.76	1536	33.86	1555	34.97	1572	36.07
		29800	550	1486	31.28	1504	32.41	1523	33.58	1541	34.75	1559	35.91	1576	37.09	1593	38.26	1610	39.44	1628	40.66	1645	41.86
		32500	600	1573	37.05	1590	38.28	1607	39.52	1624	40.76	1640	42.01	1657	43.28	1674	44.56	1690	45.83	1706	47.10	1722	48.39
AF 320	800XM	18900	300	976	13.99	1000	14.85	1024	15.77	1048	16.70	1071	17.62	1093	18.53	1115	19.43	1137	20.42	1159	21.41	1181	22.40
		22050	350	1020	16.79	1042	17.77	1064	18.72	1087	19.75	1108	20.77	1130	21.79	1151	22.79	1171	23.80	1192	24.88	1212	25.97
		25200	400	1071	20.09	1092	21.15	1112	22.20	1133	23.30	1154	24.41	1174	25.53	1193	26.63	1212	27.72	1232	28.88	1251	30.06
		28350	450	1128	23.92	1147	25.06	1166	26.22	1186	27.43	1205	28.62	1224	29.80	1242	30.99	1260	32.20	1279	33.46	1297	34.71
		31500	500	1189	28.35	1207	29.61	1226	30.87	1244	32.15	1261	33.42	1279	34.69	1296	35.99	1314	37.32	1331	38.65	1348	39.97
		34650	550	1254	33.49	1271	34.83	1288	36.18	1305	37.53	1322	38.91	1339	40.31	1355	41.70	1372	43.11	1388	44.50	1403	45.90
		37800	600	1322	39.33	1338	40.76	1354	42.22	1371	43.70	1386	45.16	1402	46.63	1417	48.11	1432	49.58	1448	51.11	1463	52.64
AF 420	900XM	25200	300	886	18.93	907	20.10	928	21.25	948	22.40	968	23.61	988	24.84	1008	26.08	1027	27.28	1046	28.49	1064	29.72
		29400	350	931	22.98	951	24.28	970	25.58	989	26.87	1007	28.14	1026	29.49	1045	30.86	1063	32.21	1080	33.57	1098	34.91
		33600	400	982	27.79	1001	29.21	1019	30.63	1037	32.04	1054	33.46	1071	34.92	1088	36.41	1105	37.88	1122	39.36	1138	40.82
		37800	450	1039	33.43	1056	34.97	1073	36.50	1089	38.04	1105	39.60	1122	41.19	1138	42.79	1154	44.38	1169	45.98	1185	47.56
		42000	500	1100	39.99	1116	41.63	1131	43.28	1147	44.98	1162	46.69	1177	48.39	1192	50.10	1207	51.80	1221	53.51	1236	55.29
		46200	550	1163	47.52	1178	49.33	1193	51.13	1208	52.94	1222	54.75	1236	56.57	1250	58.41	1264	60.29	1278	62.16	1292	64.04
		50400	600	1231	56.19	1244	58.10	1258	60.03	1271	61.98	1285	63.94	1299	65.91	1312	67.90	1325	69.88	1338	71.86	1351	73.85
AF 520	1000X	26900	300	775	19.81	796	21.12	816	22.42	835	23.72	854	25.11	873	26.52	892	27.91	910	29.31	927	30.67	945	32.07
		31400	350	805	23.49	825	24.95	843	26.40	862	27.85	879	29.28	897	30.82	915	32.36	932	33.89	949	35.42	966	36.93
		35900	400	841	27.82	859	29.40	877	30.98	894	32.55	911	34.12	928	35.76	944	37.43	961	39.09	977	40.75	992	42.38
		40370	450	881	32.80	898	34.51	915	36.21	931	37.90	946	39.61	963	41.39	978	43.17	994	44.94	1009	46.71	1024	48.47
		44850	500	925	38.55	941	40.36	956	42.17	971	44.01	987	45.90	1002	47.78	1016	49.67	1031	51.55	1045	53.43	1059	55.40
		49340	550	972	45.12	987	47.05	1001	49.03	1016	51.03	1030	53.01	1044	55.01	1058	57.00	1072	59.04	1085	61.12	1099	63.19
		53820	600	1022	52.60	1036	54.69	1049	56.78	1063	58.88	1076	60.98	1089	63.14	1103	65.31	1116	67.50	1129	69.67	1141	71.84
AF 640	1120X	32850	300	689	24.17	707	25.77	725	27.35	742	29.05	760	30.77	777	32.47	793	34.17	809	35.85	825	37.59	842	39.44
		38330	350	714	28.57	731	30.35	748	32.11	764	33.85	781	35.74	797	37.61	813	39.49	828	41.35	843	43.19	858	45.13
		43800	400	744	33.67	760	35.60	776	37.52	791	39.42	807	41.45	822	43.47	837	45.49	852	47.52	866	49.51	880	51.59
		49280	450	778	39.57	793	41.65	808	43.71	822	45.80	837	47.97	852	50.14	866	52.31	880	54.47	893	56.62	907	58.91
		54750	500	815	46.32	829	48.53	843	50.77	857	53.08	871	55.38	885	57.69	898	59.98	911	62.28	924	64.70	937	67.12
		60230	550	855	54.03	869	56.44	882	58.88	895	61.31	908	63.74	920	66.17	933	68.68	946	71.22	958	73.75	971	76.29
		65700	600	898	62.83	910	65.39	923	67.95	935	70.52	947	73.16	959	75.82	971	78.46	983	81.11	995	83.76	1006	86.42

Note: Face velocity (FPM) based on coil standard face area. CFM x 0.4720 = LIT / SEC FPM x 0.3048 / 60 = M / SEC in.WG x 0.25 = kPa

FAN DATA

BACKWARD CURVED WHEELS - BF (Sheet 1 of 2)

Model	Fan Model	Air Vol. (CFM)	Coil Face Vel. (FPM)	Total Static Pressure 2.25" RPM	2.25" BHP	2.50" RPM	2.50" BHP	2.75" RPM	2.75" BHP	3.00" RPM	3.00" BHP	3.25" RPM	3.25" BHP	3.50" RPM	3.50" BHP	3.75" RPM	3.75" BHP	4.00" RPM	4.00" BHP
BF 32	280	1920	300	2400	0.91	2490	1.00	2577	1.10	2662	1.19	2746	1.29	2827	1.40	2906	1.50	2984	1.61
		2240	350	2534	1.10	2618	1.21	2700	1.31	2780	1.42	2858	1.52	2934	1.63	3009	1.74	3082	1.86
		2560	400	2682	1.34	2761	1.45	2839	1.56	2914	1.68	2988	1.79	3060	1.91	3130	2.03	3199	2.15
		2880	450	2840	1.61	2915	1.73	2989	1.86	3060	1.98	3130	2.11	3199	2.24	3266	2.36	3332	2.49
		3200	500	3005	1.93	3077	2.06	3147	2.20	3216	2.33	3283	2.47	3348	2.61	3412	2.74	3475	2.88
		3520	550	3176	2.29	3245	2.43	3313	2.58	3378	2.73	3442	2.88	3505	3.03	3567	3.18	3627	3.33
		3840	600	3352	2.70	3419	2.86	3483	3.02	3546	3.18	3608	3.34	3669	3.50	3728	3.66	3786	3.82
BF 40	315	2400	300	2124	1.14	2205	1.25	2283	1.37	2360	1.49	2434	1.61	2506	1.74	2576	1.87	2645	2.00
		2800	350	2238	1.39	2314	1.52	2388	1.65	2460	1.78	2530	1.91	2599	2.04	2666	2.18	2731	2.32
		3200	400	2364	1.69	2436	1.83	2506	1.97	2574	2.11	2640	2.26	2706	2.40	2769	2.55	2832	2.70
		3600	450	2500	2.03	2567	2.18	2634	2.34	2698	2.50	2762	2.66	2824	2.82	2884	2.98	2944	3.14
		4000	500	2644	2.41	2708	2.59	2770	2.76	2832	2.94	2892	3.11	2951	3.28	3009	3.46	3066	3.64
		4400	550	2794	2.86	2855	3.05	2914	3.24	2973	3.43	3030	3.62	3086	3.81	3141	4.00	3196	4.19
		4800	600	2951	3.35	3008	3.56	3065	3.77	3120	3.97	3174	4.18	3228	4.39	3281	4.60	3333	4.81
BF 48	355	3015	300	1885	1.39	1957	1.53	2026	1.67	2094	1.82	2160	1.97	2223	2.12	2285	2.28	2346	2.44
		3517	350	1984	1.69	2053	1.84	2119	2.00	2183	2.16	2245	2.32	2306	2.49	2366	2.66	2424	2.83
		4020	400	2094	2.05	2159	2.22	2221	2.39	2283	2.57	2342	2.74	2400	2.92	2457	3.10	2513	3.29
		4522	450	2212	2.47	2273	2.66	2333	2.85	2391	3.04	2448	3.23	2503	3.42	2558	3.62	2611	3.82
		5025	500	2337	2.96	2395	3.16	2452	3.37	2507	3.58	2561	3.79	2614	4.00	2666	4.21	2717	4.42
		5527	550	2468	3.51	2523	3.73	2576	3.96	2629	4.19	2681	4.41	2731	4.64	2781	4.87	2830	5.10
		6030	600	2604	4.13	2656	4.38	2707	4.63	2757	4.87	2806	5.12	2855	5.37	2902	5.61	2949	5.86
BF 64	400	3852	300	1682	1.78	1744	1.96	1803	2.14	1861	2.32	1918	2.51	1973	2.71	2028	2.90	2081	3.10
		4494	350	1779	2.18	1838	2.38	1894	2.58	1949	2.78	2002	2.98	2054	3.19	2105	3.40	2155	3.62
		5136	400	1884	2.64	1940	2.86	1994	3.08	2046	3.31	2097	3.53	2147	3.76	2195	3.99	2243	4.22
		5778	450	1993	3.18	2047	3.42	2099	3.66	2150	3.91	2199	4.16	2247	4.41	2293	4.66	2339	4.91
		6420	500	2106	3.79	2158	4.06	2209	4.33	2258	4.60	2305	4.87	2352	5.14	2397	5.42	2441	5.69
		7062	550	2224	4.50	2273	4.79	2322	5.08	2369	5.37	2415	5.67	2460	5.97	2504	6.26	2547	6.56
		7704	600	2346	5.30	2393	5.61	2439	5.93	2484	6.25	2529	6.57	2572	6.89	2615	7.21	2657	7.53
BF 80	450	4500	300	1465	2.08	1522	2.30	1577	2.52	1631	2.75	1683	2.99	1734	3.23	1784	3.48	1833	3.73
		5250	350	1540	2.51	1594	2.75	1646	2.99	1697	3.24	1746	3.49	1794	3.75	1841	4.01	1888	4.28
		6000	400	1622	3.01	1673	3.27	1723	3.54	1772	3.81	1819	4.09	1865	4.37	1910	4.65	1954	4.93
		6750	450	1707	3.58	1757	3.87	1806	4.17	1853	4.47	1898	4.77	1942	5.07	1985	5.37	2028	5.68
		7500	500	1796	4.24	1845	4.55	1892	4.88	1937	5.20	1981	5.53	2024	5.86	2066	6.19	2107	6.52
		8250	550	1889	4.98	1936	5.32	1981	5.67	2025	6.03	2068	6.38	2109	6.74	2150	7.10	2190	7.46
		9000	600	1986	5.81	2030	6.19	2074	6.57	2116	6.95	2157	7.33	2198	7.72	2237	8.10	2276	8.49
BF 100	500	6180	300	1344	2.85	1394	3.13	1442	3.42	1490	3.72	1536	4.02	1581	4.33	1625	4.64	1668	4.96
		7210	350	1419	3.48	1466	3.79	1512	4.11	1556	4.44	1600	4.77	1642	5.10	1684	5.44	1725	5.79
		8240	400	1501	4.23	1546	4.58	1589	4.93	1632	5.28	1673	5.64	1713	6.01	1753	6.37	1791	6.75
		9270	450	1588	5.11	1631	5.49	1672	5.88	1713	6.26	1752	6.65	1791	7.05	1829	7.45	1865	7.85
		10300	500	1679	6.14	1720	6.55	1760	6.97	1799	7.39	1837	7.81	1874	8.24	1910	8.67	1945	9.10
		11330	550	1775	7.31	1814	7.76	1852	8.21	1889	8.67	1925	9.13	1960	9.59	1995	10.06	2029	10.52
		12360	600	1873	8.66	1910	9.15	1946	9.64	1982	10.13	2017	10.62	2051	11.12	2084	11.62	2117	12.12
BF 120	500	7170	300	1416	3.45	1463	3.77	1509	4.08	1554	4.41	1597	4.74	1640	5.07	1681	5.41	1722	5.75
		8365	350	1511	4.33	1556	4.68	1599	5.04	1641	5.39	1682	5.76	1722	6.13	1761	6.50	1800	6.87
		9560	400	1613	5.39	1656	5.77	1697	6.17	1737	6.56	1776	6.96	1814	7.37	1851	7.78	1887	8.19
		10755	450	1721	6.64	1761	7.07	1800	7.50	1838	7.93	1875	8.37	1911	8.82	1947	9.26	1982	9.71
		11950	500	1834	8.10	1871	8.58	1908	9.05	1944	9.53	1980	10.00	2014	10.49	2048	10.97	2082	11.46
		13145	550	1951	9.79	1986	10.32	2021	10.84	2055	11.36	2089	11.88	2122	12.40	2154	12.93	2186	13.46
		14340	600	2072	11.73	2105	12.31	2138	12.88	2170	13.45	2202	14.02	2233	14.59	2264	15.16	2295	15.73
BF 150	560	8580	300	1245	3.95	1288	4.31	1330	4.68	1370	5.05	1410	5.43	1448	5.82	1486	6.22	1522	6.63
		10010	350	1325	4.94	1366	5.35	1405	5.76	1444	6.17	1481	6.59	1517	7.01	1552	7.44	1587	7.88
		11440	400	1409	6.11	1448	6.57	1486	7.03	1523	7.50	1559	7.96	1593	8.43	1627	8.90	1660	9.37
		12870	450	1498	7.45	1535	7.98	1571	8.50	1607	9.01	1641	9.54	1674	10.06	1707	10.58	1739	11.10
		14300	500	1590	9.00	1625	9.58	1660	10.16	1694	10.74	1727	11.32	1759	11.90	1791	12.47	1822	13.05
		15730	550	1687	10.76	1720	11.41	1752	12.05	1785	12.69	1816	13.33	1847	13.97	1878	14.60	1908	15.24
		17160	600	1788	12.78	1818	13.48	1849	14.18	1879	14.88	1909	15.58	1939	16.28	1968	16.98	1997	17.67
BF 180	630	10800	300	1105	5.06	1144	5.54	1181	6.02	1217	6.51	1252	7.00	1287	7.51	1320	8.02	1353	8.55
		12600	350	1175	6.30	1212	6.83	1247	7.36	1281	7.91	1314	8.45	1347	9.01	1379	9.57	1410	10.14
		14400	400	1250	7.77	1285	8.35	1318	8.95	1351	9.55	1383	10.15	1414	10.76	1444	11.38	1474	12.00
		16200	450	1328	9.50	1361	10.15	1394	10.80	1425	11.46	1455	12.13	1485	12.80	1514	13.47	1543	14.15
		18000	500	1411	11.51	1442	12.23	1473	12.94	1502	13.67	1532	14.39	1560	15.13	1588	15.86	1616	16.60
		19800	550	1497	13.84	1526	14.63	1555	15.41	1583	16.20	1611	16.99	1639	17.77	1665	18.58	1692	19.38
		21600	600	1587	16.49	1614	17.35	1641	18.21	1668	19.06	1694	19.93	1720	20.79	1746	21.64	1771	22.51
BF 240	710	13950	300	994	6.66	1028	7.27	1060	7.89	1092	8.52	1123	9.16	1152	9.82	1182	10.49	1210	11.17
		16275	350	1059	8.33	1091	9.01	1122	9.70	1152	10.40	1181	11.11	1210	11.82	1238	12.54	1265	13.28
		18600	400	1127	10.34	1158	11.10	1188	11.86	1217	12.63	1245	13.41	1272	14.19	1299	14.98	1325	15.78
		20925	450	1199	12.71	1229	13.54	1257	14.39	1285	15.24	1312	16.10	1338	16.96	1364	17.82	1389	18.69
		23250	500	1275	15.44	1303	16.38	1330	17.32	1356	18.26	1382	19.20	1407	20.14	1432	21.09	1456	22.04
		25575	550	1353	18.60	1379	19.64	1405	20.67	1430	21.71	1455	22.74	1479	23.77	1503	24.80	1527	25.82
		27900	600	1434	22.18	1459	23.32	1483	24.47	1507	25.61	1531	26.73	1554	27.86	1577	28.98	1599	30.11
BF 270	710	16250	300	1058	8.31	1090	8.99	1121	9.68	1151	10.38	1181	11.08	1209	11.80	1237	12.52	1264	13.26
		19000	350	1139	10.72	1170	11.49	1199	12.27	1228	13.05	1256	13.84	1283	14.64	1310	15.44	1336	16.25
		21700	400	1224	13.58	1253	14.45	1281	15.32	1308	16.20	1335	17.08	1361	17.97	1386	18.86	1411	19.76
		24400	450	1313	16.95	1340	17.94	1367	18.92	1393	19.90	1418	20.89	1443	21.87	1467	22.86	1491	23.85
		27100	500	1406	20.89	1431	22.01	1456	23.11	1480	24.22	1504	25.31	1528	26.40	1551	27.49	1574	28.58
		29800	550	1502	25.44	1525	26.71	1549	27.92	1572	29.14	1594	30.37	1616	31.59	1638	32.80	1660	33.99
		32500	600	1601	30.63	1623	32.02	1644	33.43	1666	34.17	1687	36.13	1708	37.46	1729	38.79	1750	40.09
BF 320	800	18900	300	900	9.19	929	10.00	958	10.81	986	11.63	1014	12.46	1040	13.32	1066	14.18	1092	15.06
		22050	350	963	11.62	990	12.54	1017	13.45	1043	14.37	1069	15.30	1094	16.24	1119	17.18	1143	18.14
		25200	400	1031	14.52	1057	15.54	1082	16.57	1106	17.61	1130	18.65	1154	19.69	1177	20.74	1200	21.79
		28350	450	1104	17.91	1128	19.06	1151	20.22	1174	21.37	1197	22.52	1219	23.68	1240	24.86	1262	26.02
		31500	500	1180	21.87	1202	23.15	1224	24.43	1246	25.70	1267	26.98	1288	28.26	1308	29.56	1329	30.83
		34650	550	1258	26.50	1279	27.89	1300	29.27	1320	30.69	1340	32.09	1360	33.49	1379	34.91	1399	36.29
		37800	600	1338	31.86	1358	33.35	1378	34.84	1397	36.37	1416	37.89	1435	39.40	1453	40.95	1472	42.45
BF 420	900	25200	300	825	12.67	850	13.73	874	14.80	898	15.87	921	16.97	943	18.08	965	19.20	987	20.34
		29400	350	887	16.20	911	17.40	934	18.61	956	19.83	978	21.05	999	22.29	1020	23.53	1041	24.78
		33600	400	952	20.46	975	21.81	997	23.17	1019	24.52	1040	25.89	1060	27.27	1080	28.65	1099	30.05
		37800	450	1021	25.46	1042	27.01	1063	28.53	1084	30.04	1104	31.56	1123	33.11	1142	34.65	1161	36.18
		42000	500	1092	31.32	1112	33.05	1132	34.75	1152	36.42	1171	38.12	1189	39.84	1208	41.51	1226	43.21
		46200	550	1167	37.99	1185	39.97	1204	41.85	1222	43.76	1240	45.65	1258	47.51	1275	49.40	1292	51.28
		50400	600	1243	45.65	1260	47.86	1277	50.02	1295	52.06	1311	54.21	1328	56.27	1345	58.29	1361	60.37
BF 520	1000	26900	300	690	12.51	715	13.69	738	14.90	761	16.13	783	17.39	805	18.66	826	19.96	847	21.28
		31400	350	733	15.54	756	16.85	778	18.19	800	19.54	821	20.92	842	22.31	862	23.72	881	25.16
		35900	400	779	19.16	801	20.61	822	22.09	843	23.57	863	25.08	882	26.61	902	28.14	920	29.70
		40370	450	827	23.44	848	25.02	868	26.64	888	28.26	907	29.90	926	31.56	944	33.24	962	34.92
		44850	500	878	28.46	898	30.18	917	31.94	936	33.70	954	35.49	972	37.29	990	39.08	1007	40.92
		49340	550	932	34.27	950	36.18	968	38.09	986	39.99	1003	41.94	1020	43.89	1037	45.83	1054	47.77
		53820	600	988	40.89	1005	42.97	1022	45.04	1038	47.17	1055	49.22	1071	51.33	1087	53.43	1103	55.53
BF 640	1120	32850	300	624	15.68	645	17.13	666	18.60	686	20.11	706	21.65	725	23.22	744	24.82	763	26.46
		38330	350	666	19.62	685	21.22	705	22.84	723	24.49	742	26.16	760	27.86	777	29.59	795	31.35
		43800	400	711	24.40	729	26.16	747	27.94	765	29.73	782	31.56	799	33.40	816	35.27	832	37.17
		49280	450	759	30.13	776	32.06	793	34.00	810	35.95	826	37.93	842	39.93	858	41.95	873	44.00
		54750	500	809	36.90	826	38.96	842	41.07	857	43.23	873	45.35	888	47.52	903	49.70	917	51.92
		60230	550	861	44.83	877	47.07	892	49.36	907	51.65	921	53.99	936	56.30	950	58.65	964	61.01
		65700	600	914	54.04	929	56.45	943	58.94	958	61.35	972	63.83	985	66.37	999	68.86	1012	71.41

Notes: 1.) Face velocity (FPM) based on coil standard face area. CFM x 0.4720 = LIT / SEC FPM x 0.3048 / 60 = M / SEC in.WG x 0.25 = kPa

2.) Used as alternative fan type for medium static pressure operation. Consult factory for details.

FAN DATA

BACKWARD CURVED WHEELS - BF (Sheet 2 of 2)

Model	Fan Model	Air Vol. (CFM)	Coil Face Vel. (FPM)	Total Static Pressure 4.25 RPM	4.25 BHP	4.50 RPM	4.50 BHP	4.75 RPM	4.75 BHP	5.00" RPM	5.00" BHP	5.25" RPM	5.25" BHP	5.50" RPM	5.50" BHP	5.75" RPM	5.75" BHP	6.00" RPM	6.00" BHP
BF 32	280	1920	300	3060	1.72	3134	1.83	3207	1.94	3279	2.05	3349	2.17	3418	2.29	3487	2.41	3553	2.53
		2240	350	3154	1.97	3224	2.09	3294	2.21	3362	2.33	3429	2.45	3495	2.58	3560	2.71	3625	2.83
		2560	400	3267	2.28	3334	2.40	3400	2.53	3465	2.66	3529	2.79	3592	2.92	3654	3.05	3715	3.19
		2880	450	3396	2.63	3460	2.76	3522	2.89	3584	3.03	3645	3.17	3705	3.31	3764	3.45	3822	3.59
		3200	500	3537	3.03	3597	3.17	3657	3.31	3716	3.46	3774	3.60	3832	3.75	3888	3.90	3944	4.05
		3520	550	3686	3.48	3745	3.63	3802	3.78	3858	3.94	3914	4.09	3969	4.25	4023	4.41	4077	4.57
		3840	600	3843	3.98	3899	4.15	3954	4.31	4009	4.48	4062	4.64	4115	4.81	4168	4.98	4219	5.15
BF 40	315	2400	300	2713	2.13	2778	2.27	2843	2.41	2907	2.55	2969	2.70	3030	2.84	3090	2.99	3150	3.15
		2800	350	2795	2.46	2858	2.61	2920	2.75	2981	2.90	3040	3.05	3099	3.21	3157	3.36	3213	3.52
		3200	400	2893	2.85	2953	3.01	3012	3.16	3070	3.32	3127	3.48	3183	3.64	3239	3.81	3293	3.97
		3600	450	3002	3.30	3060	3.47	3116	3.64	3172	3.80	3227	3.97	3280	4.15	3334	4.32	3386	4.50
		4000	500	3122	3.81	3177	3.99	3231	4.17	3284	4.35	3337	4.53	3388	4.72	3439	4.90	3490	5.09
		4400	550	3249	4.38	3302	4.58	3354	4.77	3405	4.97	3455	5.16	3505	5.36	3554	5.56	3603	5.75
		4800	600	3384	5.01	3434	5.22	3484	5.43	3533	5.64	3582	5.85	3630	6.06	3677	6.28	-	-
BF 48	355	3015	300	2406	2.61	2464	2.77	2521	2.94	2576	3.12	2631	3.29	2685	3.47	2738	3.66	2790	3.84
		3517	350	2481	3.00	2536	3.18	2591	3.36	2644	3.54	2697	3.73	2748	3.92	2799	4.11	2849	4.31
		4020	400	2567	3.47	2621	3.66	2673	3.85	2725	4.05	2775	4.24	2825	4.44	2874	4.64	2922	4.85
		4522	450	2663	4.02	2715	4.22	2765	4.42	2815	4.63	2863	4.84	2911	5.05	2958	5.26	3005	5.48
		5025	500	2767	4.63	2817	4.85	2865	5.07	2913	5.29	2960	5.51	3006	5.74	3052	5.96	3097	6.19
		5527	550	2878	5.33	2926	5.56	2972	5.80	3018	6.03	3063	6.27	3108	6.51	3152	6.75	3195	6.99
		6030	600	2995	6.11	3041	6.36	3086	6.61	3130	6.86	3173	7.12	3216	7.37	3259	7.63	3301	7.88
BF 64	400	3852	300	2133	3.31	2185	3.52	2236	3.74	2285	3.95	2334	4.18	2383	4.41	2430	4.64	2477	4.87
		4494	350	2204	3.84	2252	4.06	2300	4.29	2346	4.51	2392	4.75	2438	4.98	2483	5.22	2527	5.47
		5136	400	2289	4.46	2335	4.70	2380	4.94	2424	5.18	2467	5.43	2510	5.68	2553	5.93	2594	6.19
		5778	450	2384	5.17	2427	5.43	2470	5.69	2512	5.95	2554	6.21	2595	6.48	2635	6.75	2675	7.02
		6420	500	2484	5.97	2527	6.25	2568	6.53	2609	6.81	2649	7.09	2688	7.38	2727	7.67	2765	7.96
		7062	550	2589	6.86	2630	7.16	2671	7.47	2710	7.77	2749	8.08	2788	8.38	2825	8.69	2862	9.00
		7704	600	2698	7.85	2738	8.18	2777	8.51	2816	8.83	2854	9.16	2891	9.49	2928	9.82	2964	10.15
BF 80	450	4500	300	1880	3.99	1927	4.26	1973	4.53	2018	4.81	2062	5.09	2106	5.38	2149	5.67	2191	5.97
		5250	350	1933	4.55	1977	4.83	2021	5.11	2063	5.40	2106	5.69	2147	5.99	2188	6.29	2228	6.60
		6000	400	1997	5.22	2039	5.52	2080	5.81	2121	6.12	2161	6.42	2201	6.73	2240	7.05	2278	7.37
		6750	450	2069	5.99	2109	6.30	2149	6.62	2188	6.94	2227	7.27	2264	7.59	2302	7.93	2339	8.26
		7500	500	2147	6.86	2186	7.19	2224	7.53	2262	7.88	2299	8.22	2336	8.57	2372	8.92	2407	9.28
		8250	550	2229	7.82	2267	8.18	2304	8.55	2341	8.91	2377	9.28	2412	9.66	2447	10.03	2481	10.41
		9000	600	2314	8.88	2351	9.27	2387	9.67	2423	10.06	2458	10.46	2493	10.85	2527	11.25	2560	11.65
BF 100	500	6180	300	1710	5.29	1752	5.62	1792	5.96	1832	6.31	1871	6.66	1910	7.02	1948	7.38	1985	7.75
		7210	350	1764	6.14	1804	6.49	1842	6.85	1880	7.22	1917	7.59	1954	7.96	1990	8.35	2026	8.73
		8240	400	1829	7.12	1866	7.51	1903	7.89	1939	8.28	1974	8.68	2009	9.08	2044	9.48	2078	9.89
		9270	450	1902	8.26	1937	8.67	1972	9.08	2007	9.50	2040	9.92	2074	10.35	2107	10.78	2139	11.22
		10300	500	1980	9.54	2014	9.99	2048	10.43	2081	10.88	2113	11.33	2145	11.79	2177	12.25	2208	12.71
		11330	550	2063	10.99	2096	11.47	2128	11.95	2160	12.43	2191	12.91	2222	13.40	2253	13.89	2283	14.38
		12360	600	2150	12.62	2181	13.13	2213	13.64	2243	14.15	2274	14.67	2304	15.19	2333	15.71	2362	16.24
BF 120	500	7170	300	1762	6.10	1801	6.45	1840	6.81	1878	7.18	1915	7.55	1952	7.92	1988	8.30	2024	8.69
		8365	350	1838	7.25	1875	7.64	1911	8.03	1947	8.42	1982	8.82	2017	9.22	2051	9.63	2085	10.04
		9560	400	1923	8.60	1958	9.02	1993	9.45	2027	9.87	2060	10.30	2093	10.74	2126	11.18	2158	11.62
		10755	450	2016	10.16	2050	10.62	2083	11.08	2115	11.54	2147	12.01	2179	12.48	2210	12.95	2240	13.43
		11950	500	2115	11.95	2147	12.44	2179	12.94	2210	13.44	2240	13.95	2271	14.45	2301	14.96	2330	15.48
		13145	550	2218	13.99	2249	14.52	2279	15.06	2309	15.60	2339	16.14	2368	16.68	2397	17.23	2425	17.78
		14340	600	2325	16.30	2354	16.88	2384	17.45	2413	18.03	2441	18.61	2469	19.20	2497	19.78	2524	20.37
BF 150	560	8580	300	1558	7.04	1594	7.46	1629	7.90	1663	8.34	1697	8.79	1730	9.25	1763	9.72	1795	10.19
		10010	350	1621	8.32	1655	8.76	1687	9.22	1720	9.68	1751	10.15	1783	10.63	1814	11.11	1844	11.60
		11440	400	1693	9.85	1725	10.33	1756	10.82	1787	11.31	1817	11.81	1847	12.31	1876	12.82	1905	13.34
		12870	450	1770	11.62	1801	12.15	1831	12.68	1861	13.21	1890	13.74	1918	14.28	1946	14.83	1974	15.38
		14300	500	1852	13.63	1882	14.20	1911	14.78	1939	15.37	1967	15.95	1995	16.53	2022	17.12	2049	17.71
		15730	550	1937	15.87	1966	16.51	1994	17.14	2022	17.78	2049	18.41	2076	19.05	2102	19.69	2128	20.32
		17160	600	2025	18.37	2053	19.06	2080	19.76	2107	20.45	2133	21.14	2159	21.84	2185	22.53	2210	23.22
BF 180	630	10800	300	1385	9.08	1417	9.62	1448	10.17	1478	10.73	1508	11.30	1538	11.88	1567	12.47	1595	13.06
		12600	350	1440	10.72	1470	11.30	1499	11.89	1528	12.49	1556	13.10	1584	13.71	1612	14.33	1639	14.96
		14400	400	1503	12.63	1531	13.27	1559	13.90	1587	14.55	1614	15.20	1640	15.86	1667	16.53	1692	17.20
		16200	450	1571	14.83	1598	15.52	1625	16.22	1651	16.92	1677	17.62	1703	18.33	1728	19.04	1753	19.76
		18000	500	1643	17.34	1669	18.09	1695	18.84	1720	19.60	1746	20.36	1770	21.12	1794	21.89	1818	22.67
		19800	550	1718	20.18	1743	20.99	1768	21.80	1793	22.62	1817	23.44	1841	24.26	1865	25.08	1888	25.92
		21600	600	1796	23.38	1820	24.25	1845	25.12	1868	26.00	1892	26.88	1915	27.76	1938	28.65	1960	29.54
BF 240	710	13950	300	1238	11.86	1266	12.56	1293	13.28	1319	14.01	1345	14.75	1371	15.50	1396	16.26	1421	17.04
		16275	350	1291	14.03	1317	14.78	1343	15.55	1368	16.33	1393	17.11	1417	17.91	1441	18.72	1465	19.54
		18600	400	1350	16.59	1375	17.41	1400	18.23	1424	19.07	1448	19.91	1471	20.76	1494	21.62	1517	22.49
		20925	450	1414	19.57	1438	20.46	1461	21.35	1485	22.25	1508	23.15	1530	24.07	1552	24.99	1574	25.92
		23250	500	1480	22.99	1503	23.95	1526	24.92	1549	25.88	1571	26.86	1593	27.84	1614	28.83	1635	29.83
		25575	550	1549	26.87	1572	27.91	1594	28.95	1616	30.00	1637	31.06	1658	32.11	1679	33.17	1700	34.23
		27900	600	1621	31.24	1643	32.36	1664	33.50	1685	34.63	1706	35.76	1727	36.88	1747	38.03	1767	39.17
BF 270	710	16250	300	1291	14.00	1317	14.76	1343	15.52	1368	16.30	1392	17.09	1417	17.88	1441	18.69	1464	19.51
		19000	350	1361	17.08	1386	17.90	1410	18.74	1434	19.59	1458	20.44	1481	21.30	1504	22.17	1526	23.05
		21700	400	1435	20.67	1459	21.57	1483	22.48	1506	23.41	1528	24.34	1551	25.27	1572	26.22	1594	27.17
		24400	450	1514	24.85	1537	25.85	1560	26.84	1582	27.85	1603	28.88	1625	29.89	1646	30.91	1667	31.94
		27100	500	1596	29.68	1618	30.78	1640	31.87	1661	32.98	1682	34.08	1703	35.18	1723	36.30	1743	37.42
		29800	550	1682	35.18	17.03	36.38	1723	37.60	1744	38.79	1764	40.00	1784	41.20	1804	42.40	1823	43.62
		32500	600	1770	41.42	1790	42.74	1810	44.05	1830	45.35	1849	46.67	1868	47.98	1887	49.29	1906	50.59
BF 320	800	18900	300	1117	15.95	1142	16.86	1166	17.78	1189	18.71	1213	19.67	1236	20.63	1258	21.61	1280	22.61
		22050	350	1166	19.12	1190	20.09	1212	21.09	1235	22.09	1257	23.11	1279	24.14	1300	25.18	1321	26.23
		25200	400	1222	22.86	1244	23.93	1266	25.01	1287	26.10	1308	27.20	1329	28.30	1349	29.42	1369	30.55
		28350	450	1283	27.19	1304	28.36	1324	29.55	1345	30.73	1364	31.93	1384	33.13	1404	34.33	1423	35.55
		31500	500	1348	32.14	1368	33.42	1388	34.71	1407	36.01	1426	37.31	1444	38.63	1463	39.93	1481	41.25
		34650	550	1418	37.70	1436	39.13	1455	40.53	1473	41.95	1491	43.37	1509	44.79	1526	46.23	1544	47.64
		37800	600	1490	43.98	1507	45.55	1525	47.07	1542	48.62	1560	50.13	1577	51.67	1593	53.24	1610	54.78
BF 420	900	25200	300	1008	21.49	1029	22.66	1049	23.85	1069	25.05	1089	26.27	1109	27.51	1128	28.77	1147	30.04
		29400	350	1060	26.06	1080	27.34	1099	28.63	1118	29.94	1137	31.26	1155	32.59	1173	33.94	1191	35.30
		33600	400	1118	31.45	1137	32.86	1155	34.28	1173	35.71	1191	37.15	1208	38.60	1226	40.05	1243	41.52
		37800	450	1179	37.73	1197	39.28	1215	40.83	1232	42.40	1249	43.97	1266	45.55	1283	47.13	1299	48.73
		42000	500	1243	44.93	1261	46.61	1277	48.35	1294	50.05	1311	51.75	1327	53.48	1343	55.21	1358	56.96
		46200	550	1309	53.14	1326	54.99	1342	56.87	1358	58.74	1374	60.61	1390	62.47	1405	64.36	1421	66.22
		50400	600	1377	62.42	1393	64.46	1409	66.48	1425	68.48	1440	70.54	1455	72.58	1470	74.61	1485	76.64
BF 520	1000	26900	300	867	22.63	887	23.99	906	25.38	925	26.79	944	28.23	962	29.68	980	31.16	998	32.66
		31400	350	901	26.61	920	28.08	938	29.57	956	31.08	974	32.61	992	34.16	1009	35.73	1026	37.31
		35900	400	939	31.27	957	32.86	975	34.47	992	36.09	1009	37.73	1026	39.39	1043	41.07	1059	42.76
		40370	450	980	36.62	997	38.34	1014	40.08	1031	41.82	1048	43.58	1064	45.36	1080	47.15	1096	48.96
		44850	500	1024	42.75	1041	44.60	1057	46.47	1073	48.36	1089	50.25	1105	52.15	1120	54.08	1135	56.01
		49340	550	1070	49.76	1086	51.75	1102	53.75	1117	55.78	1133	57.79	1148	59.83	1163	61.88	1178	63.94
		53820	600	1118	57.68	1134	59.78	1149	61.93	1164	64.09	1179	66.24	1193	68.45	1208	70.61	1222	72.82
BF 640	1120	32850	300	781	28.12	799	29.82	817	31.54	834	33.29	851	35.08	868	36.89	885	38.74	901	40.61
		38330	350	812	33.13	829	34.94	845	36.78	862	38.64	878	40.53	894	42.45	909	44.39	925	46.36
		43800	400	848	39.08	864	41.03	879	42.99	895	44.98	910	46.99	925	49.03	940	51.09	954	53.17
		49280	450	888	46.07	903	48.16	918	50.26	932	52.39	947	54.54	961	56.71	975	58.90	989	61.12
		54750	500	932	54.12	946	56.37	960	58.63	973	60.92	987	63.21	1000	65.53	1014	67.86	1027	70.22
		60230	550	977	63.42	991	65.81	1004	68.24	1017	70.68	1030	73.13	1043	75.59	1056	78.07	1068	80.59
		65700	600	1025	73.97	1038	76.53	1051	79.10	1063	81.72	1076	84.31	1088	86.95	1100	89.60	1112	92.27

Notes: 1.) Face velocity (FPM) based on coil standard face area. CFM x 0.4720 = LIT / SEC FPM x 0.3048 / 60 = M / SEC in.WG x 0.25 = kPa

2.) Used as alternative fan type for medium static pressure operation. Consult factory for details.

PHYSICAL DIMENSION

1.) HORIZONTAL TYPE

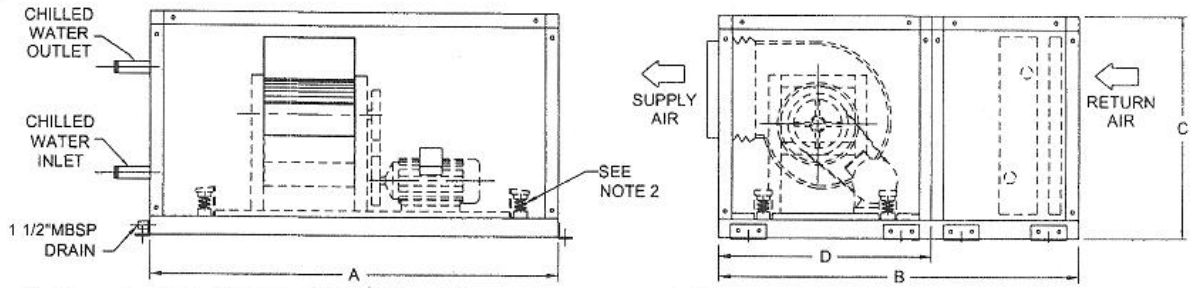

Note: For 2" panel add 2" at "A", "C", "D". Add 2" at "B" for model up to 320 and 4" for model 420 onwards.

Model	12	22	32	40	48	64	80	100	120	150	180	240	270	320	420	520*	640*
A	34	46	48	58	68	74	76	76	80	80	92	120	128	146	154	154	184
B	49	50	54	60	60	62	66	66	66	70	78	86	86	86	112	122	124
C	26 1/2	30	34	36 1/2	38	43	49	56	66	81	81	81	84	84	96	96	96
D	–	–	–	–	–	–	–	–	–	–	–	–	–	–	76	86	88

2.) VERTICAL TYPE

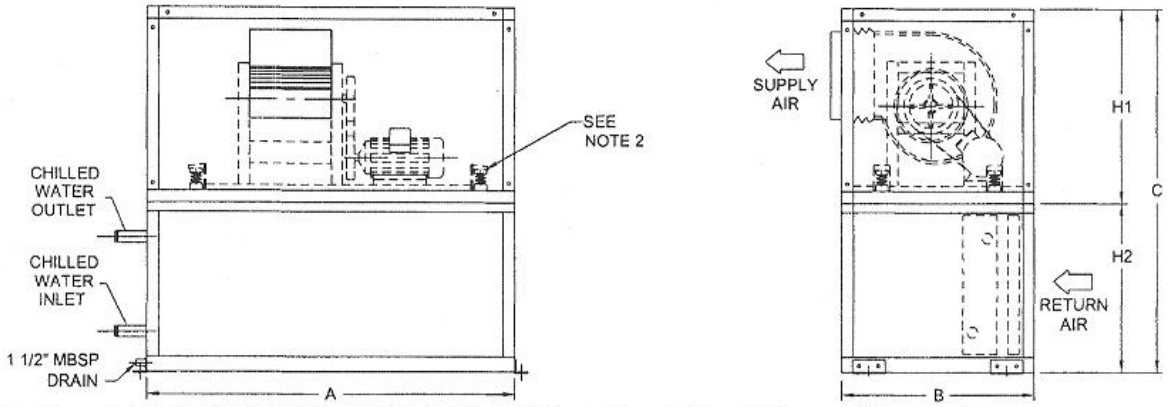

Note: For 2" panel add 2" at "A", "B", "H1" and "H2". Add 2" at "C" for model up to 48 and 4" for model 64 onwards.

Model	12	22	32	40	48	64	80	100	120	150	180	240	270	320
A	34	46	48	58	68	74	76	76	80	80	92	120	128	146
B	25 1/2	29	33	35 1/2	40 1/2	41 1/2	45	49	49	54	59 3/4	68	68	70
C	52	57	67	72	73	84 1/2	94	105	115	135	140 3/4	151	154	159
H1	–	–	–	–	–	41 1/2	45	49	49	54	59 3/4	70	70	75
H2	–	–	–	–	–	43	49	56	66	81	81	81	84	84

3.) MULTIZONE TYPE

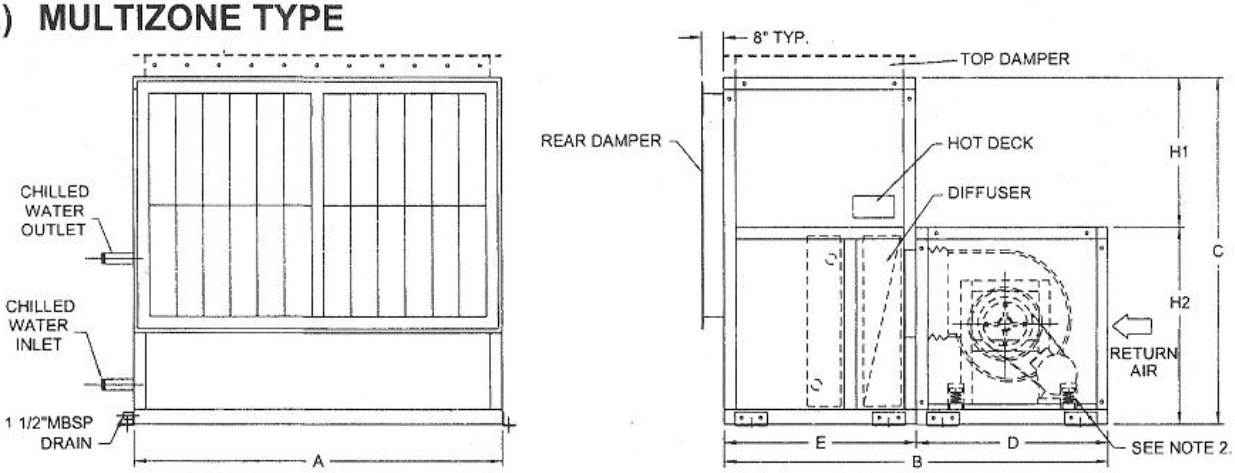

Note: For 2" panel add 2" at "A", "D", "E" and "H2". Add 4" at "B". Add 2" at "C" for model up to 120 and 4" for model 150 onwards. Add 2" at H1 for model 150 onwards.

Model	22	32	40	48	64	80	100	120	150	180	240	270	320	420
A	46	48	58	68	74	76	76	80	80	92	120	128	146	154
B	68	73	83 1/4	88 1/2	97 1/2	101	113	113	128	133 1/2	152	152	156	172
C	48	52	54 1/2	56	65	71	80	90	109	109	113	116	124	133 1/2
D	28	33	35 1/2	40 1/2	41 1/2	45	49	49	54	59 1/2	68	68	70	76
E	40	40	48	48	56	56	64	64	74	74	84	84	86	86
H1	18	18	18	18	22	22	24	24	28	28	32	32	40	40
H2	30	34	36 1/2	38	43	49	56	66	81	81	81	84	84	93 1/2

Notes: 1.) All dimensions are in inches.
2.) Spring type isolators are for standard fan of model AF 64 onwards and FS 80 onwards only, the rest will be rubber isolator mounting.
3.) L/H motor and R/H piping shown.
* 4.) AH 520 and 640 shall be of staggered coils arrangement overall dimensions may be altered by factory for ease of shipping, contact factory for certified drawing.

PHYSICAL DIMENSION

4.) DIMENSIONS FOR ACCESSORY SECTIONS

FAN ONLY

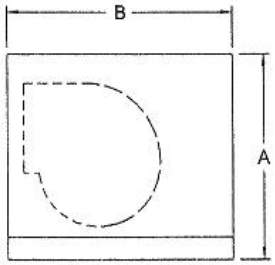

COIL MODULE

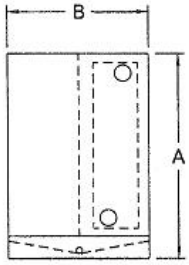

EXTERNAL FACE AND BYPASS
(See Note 4)

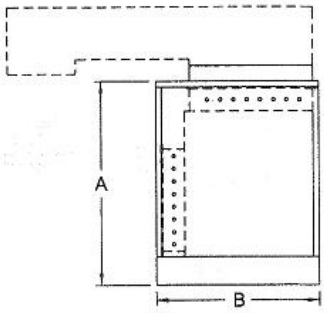

INTERNAL FACE AND BYPASS

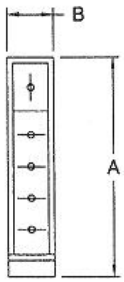

STANDARD MIXING BOX

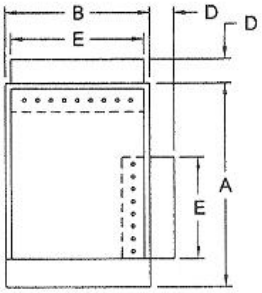

COMB. ANGLE FILTER MIXING BOX

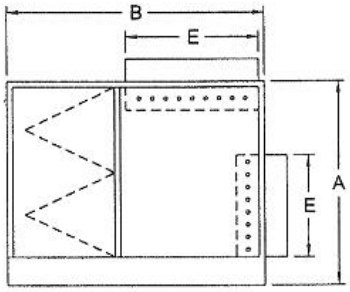

ANGLE FILTER SECTION

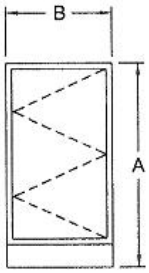

BAG AND FLAT FILTER SECTION

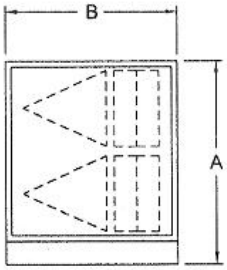

DIFFUSER SECTION

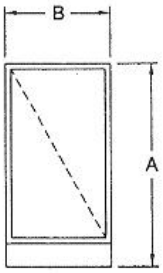

SILENCER

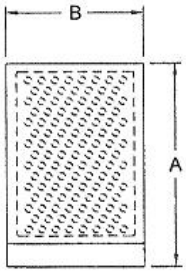

Model			12	22	32	40	48	64	80	100	120	150	180	240	270	320	420	520	640
A			26 1/2	30	34	36 1/2	38	43	49	56	66	81	81	81	88 1/2	88 1/2	96	96	96
Fan Only		B	25 1/2	28	33	35 1/2	40 1/2	41 1/2	45	49	49	54	59 3/4	68	68	72	76	86	88
Coil Module	Cooling	B	36	36	36	36	36	36	36	36	36	36	36	36	36	36	36	48	48
	Heating (w/o Drain Pan)	B	24	24	24	24	24	24	24	24	24	24	24	24	24	24	24	36	36
Face & By Pass - (Opposed damper)	External	B	26 3/8	26 3/8	26 3/8	26 3/8	26 3/8	26 3/8	26 3/8	26 3/8	26 3/8	32 3/8	32 3/8	32 3/8	37 3/8	37 3/8	37 3/8	43 5/8	43 5/8
	Internal	B	6	6	6	8	8	8	8	8	8	8	8	10	10	10	10	10	10
Mixing Box (Parallel damper)	Standard	B	16	16	22	22	22	22	22	30	30	32	32	44	44	48	48	60	60
	Comb. Filter	B	24	24	32	32	32	36	36	40	40	44	44	48	48	56	60	72	72
	Damper Section Width	E	8	8	14	14	14	14	14	22	22	24	24	36	36	40	40	52	52
	Damper Section Length		15	27	22	28	33	44	55	44	53	60	72	64	72	77	101	96	119
Angle Filter		B	24	24	24	24	24	24	24	24	24	24	24	26	26	26	26	26	26
Bag & Flat Filter Section		B	30	30	30	30	30	30	30	30	30	32	32	36	36	36	36	36	36
Diffuser		B	16	16	22	22	22	22	22	30	30	32	32	36	36	48	48	60	60
Silencer		B	40	40	40	40	40	40	40	40	40	40	40	40	40	40	40	40	40
Section Width			34	46	48	58	68	74	76	76	80	80	92	120	128	146	154	154	184

Notes: 1.) All dimensions are in inches.
2.) For 2" panel add 2" at all dimensions. Except damper section width and length.
3.) Consult factory for dimensions of energy recovery unit.
4.) Bypass duct not included.

PHYSICAL DIMENSION

5.) WATER INLET AND OUTLET LOCATIONS

Model 12 to 180

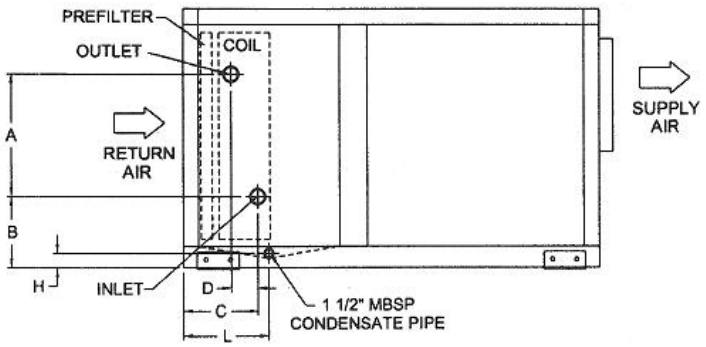

Model 240 to 640

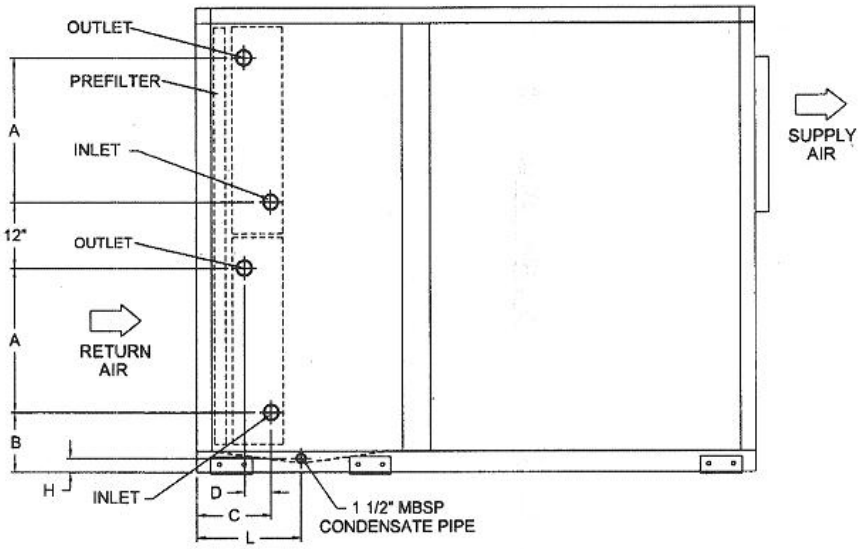

Model		12	22	32	40	48	64	80	100	120	150	180	240	270	320	420	520	640
A		6 3/8	11 3/8	16 3/8	16 3/8	16 3/8	23 7/8	28 7/8	.36 3/8	36 3/8	48 3/8	51 3/8	23 7/8	26 3/8	26 3/8	31 3/8	38 7/8	38 7/8
B		10 3/8	10 3/8	10 3/8	10 3/8	10 3/8	10 7/8	10 7/8	10 7/8	10 7/8	10 7/8	10 7/8	11 7/8	11 7/8	11 7/8	11 7/8	11 7/8	11 7/8
H		1 15/16	1 15/16	1 15/16	1 15/16	1 15/16	1 15/16	1 15/16	1 15/16	1 15/16	1 15/16	1 15/16	2 15/16	2 15/16	2 15/16	2 15/16	2 15/16	2 15/16
VERTICAL TYPE																		
L		12 9/16	14 1/4	16 1/4	17 1/2	17 1/2	20 1/2	20 1/2	24	24	24	24	24	24	24	-	-	-
HORIZONTAL TYPE																		
L		24 5/16	24 5/16	26 3/4	24	24	24	24	24	24	24	24	24	24	24	18	18	18
		C/W PREFILTER										LESS PREFILTER						
2 ROW	C	10 5/8										8 1/8						
	D	1 3/4										1 3/4						
3 ROW	C	12 1/8										9 5/8						
	D	2 3/16										2 3/16						
4 ROW	C	12 5/8										10 1/8						
	D	3 1/4										3 1/4						
5 ROW	C	14 1/8										11 5/8						
	D	4 9/16										4 9/16						
6 ROW	C	14 5/8										12 1/8						
	D	5 7/16										5 7/16						
8 ROW	C	16 5/8										14 1/8						
	D	7 9/16										7 9/16						

Note: 1.) All dimensions are in inches.
2.) Locations shown are for reference only. For certified pipe locations, please consult factory.
3.) Applicable to standard coil size only.
4.) For 2" panel add 1" at dimension D, C & L of all models, and add 1" at dimension B & H of model 240 to 640 only.

6.) CHILLED WATER COIL CONNECTION SIZES

ROW/ CIRCUIT \ MODEL		12	22	32	40	48	64	80	100	120	150	180	240	270	320	420	520	640
3 ROWS (SEE NOTE 2)	A	1	1 1/2	2	2	2	2 1/2	2 1/2	2 1/2	3	3	3	3	3	3	3	3	3
	B	1	1 1/2	1 1/2	1 1/2	2	2	2	2	2 1/2	2 1/2	2 1/2	2 1/2	2 1/2	2 1/2	2 1/2	2 1/2	3
	C	1	1 1/4	1 1/4	1 1/4	1 1/2	1 1/2	1 1/2	2	2	2	2	2	2	2	2	2 1/2	2 1/2
	D	3/4	1 1/4	1 1/4	1 1/4	1 1/4	1 1/4	1 1/4	1 1/2	1 1/2	1 1/2	1 1/2	1 1/2	1 1/2	1 1/2	1 1/2	2	2
	E	3/4	1 1/4	1 1/4	1 1/4	1 1/4	1 1/4	1 1/4	1 1/4	1 1/2	1 1/2	1 1/2	1 1/2	1 1/2	1 1/2	1 1/2	1 1/2	2
	F	3/4	1 1/4	1 1/4	1 1/4	1 1/4	1 1/4	1 1/4	1 1/4	1 1/4	1 1/2	1 1/2	1 1/2	1 1/2	1 1/2	1 1/2	1 1/2	1 1/2
4 ROWS	A	1	1 1/2	2	2	2	2 1/2	3	3	3	3	3	3	3	3	3	3	3
	B	1	1 1/2	1 1/2	1 1/2	2	2	2 1/2	2 1/2	2 1/2	3	3	3	3	3	3	3	3
	C	1	1 1/2	1 1/2	1 1/2	1 1/2	1 1/2	2	2	2	2 1/2	2 1/2	2	2	2	2	2 1/2	2 1/2
	D	1	1 1/4	1 1/4	1 1/2	1 1/2	1 1/2	1 1/2	2	2	2	2	1 1/2	1 1/2	2	2	2	2
	E	3/4	1 1/4	1 1/4	1 1/4	1 1/2	1 1/2	1 1/2	1 1/2	1 1/2	1 1/2	1 1/2	1 1/2	1 1/2	1 1/2	1 1/2	1 1/2	2
	F	3/4	1	1 1/4	1 1/4	1 1/4	1 1/4	1 1/4	1 3/4	1 1/2	1 1/2	1 1/2	1 1/2	1 1/2	1 1/2	1 1/2	1 1/2	1 1/2
5 ROWS	A	1 1/4	1 1/2	2	2	2	2 1/2	3	3	3	3	3	3	3	3	3	3	3
	B	1	1 1/2	1 1/2	1 1/2	2	2	2 1/2	2 1/2	2 1/2	3	3	3	3	3	3	3	3
	C	1	1 1/2	1 1/2	1 1/2	1 1/2	2	2	2	2 1/2	2 1/2	2 1/2	2 1/2	2 1/2	2 1/2	2 1/2	2 1/2	2 1/2
	D	1	1 1/4	1 1/4	1 1/2	1 1/2	1 1/2	2	2	2	2	2 1/2	2	2	2	2	2	2
	E	1	1 1/4	1 1/4	1 1/4	1 1/2	1 1/2	1 1/2	1 1/2	1 1/2	1 1/2	1 1/2	1 1/2	1 1/2	1 1/2	1 1/2	1 1/2	2
	F	3/4	1 1/4	1 1/4	1 1/4	1 1/4	1 1/4	1 1/2	1 1/2	1 1/2	1 1/2	1 1/2	1 1/2	1 1/2	1 1/2	1 1/2	1 1/2	1 1/2
6 ROWS	A	1 1/4	1 1/2	2 1/2	2 1/2	2 1/2	2 1/2	3	3	3	3	3	3	3	3	3	3	3
	B	1 1/4	1 1/2	2	2	2 1/2	2 1/2	2 1/2	2 1/2	2 1/2	3	3	3	3	3	3	3	3
	C	1	1 1/2	2	2	2	2	2	2 1/2	2 1/2	2 1/2	2 1/2	2 1/2	2 1/2	2 1/2	2 1/2	2 1/2	2 1/2
	D	1	1 1/2	1 1/2	1 1/2	1 1/2	1 1/2	2	2	2	2	2 1/2	2	2	2	2	2	2
	E	1	1 1/4	1 1/4	1 1/2	1 1/2	1 1/2	1 1/2	1 1/2	1 1/2	1 1/2	2	1 1/2	1 1/2	1 1/2	1 1/2	1 1/2	2
	F	1	1 1/4	1 1/4	1 1/4	1 1/4	1 1/4	1 1/2	1 1/2	1 1/2	1 1/2	1 1/2	1 1/2	1 1/2	1 1/2	1 1/2	1 1/2	1 1/2
8 ROWS	A	1 1/4	2	2 1/2	2 1/2	2 1/2	2 1/2	3	3	3	3	3	3	3	3	3	3	3
	B	1 1/4	1 1/2	2 1/2	2 1/2	2 1/2	2 1/2	2 1/2	2 1/2	3	3	3	3	3	3	3	3	3
	C	1 1/4	1 1/2	2	2	2 1/2	2 1/2	2 1/2	2 1/2	2 1/2	3	3	3	3	3	3	3	3
	D	1	1 1/2	1 1/2	1 1/2	2	2	2	2 1/2	2 1/2	2 1/2	2 1/2	2 1/2	2 1/2	2 1/2	2 1/2	2 1/2	2 1/2
	E	1	1 1/4	1 1/4	1 1/2	1 1/2	1 1/2	1 1/2	2	2	2	2	2	2	2	2	2	2
	F	1	1 1/4	1 1/4	1 1/4	1 1/2	1 1/2	1 1/2	1 1/2	1 1/2	1 1/2	1 1/2	1 1/2	1 1/2	1 1/2	1 1/2	1 1/2	2

Notes:
1.) For standard coil size only, BS male thread connection, dimension in inch.
2.) Circuit: A – 2 tubes/circuit, B – 4 tubes/circuit, C – 6 tubes/circuit, D – 8 tubes/circuit, E – 10 tubes/circuit, F – 12 tubes/circuit.
3.) For other types of connection, please consult factory.
4.) Pipe sizes are for reference only. For certified pipe size, please consult factory.

PHYSICAL DIMENSION

A.) FAN SECTION ONLY

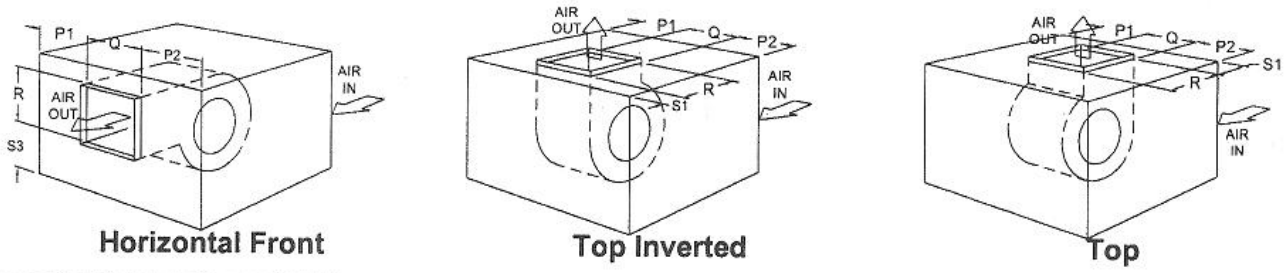

Horizontal Front | Top Inverted | Top

B.) SINGLE ZONE HORIZONTAL TYPE

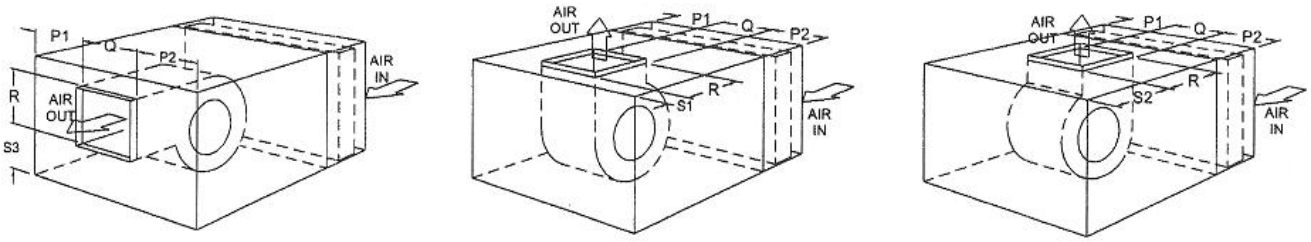

Horizontal Front | Top Inverted | Top

C.) SINGLE ZONE VERTICAL TYPE

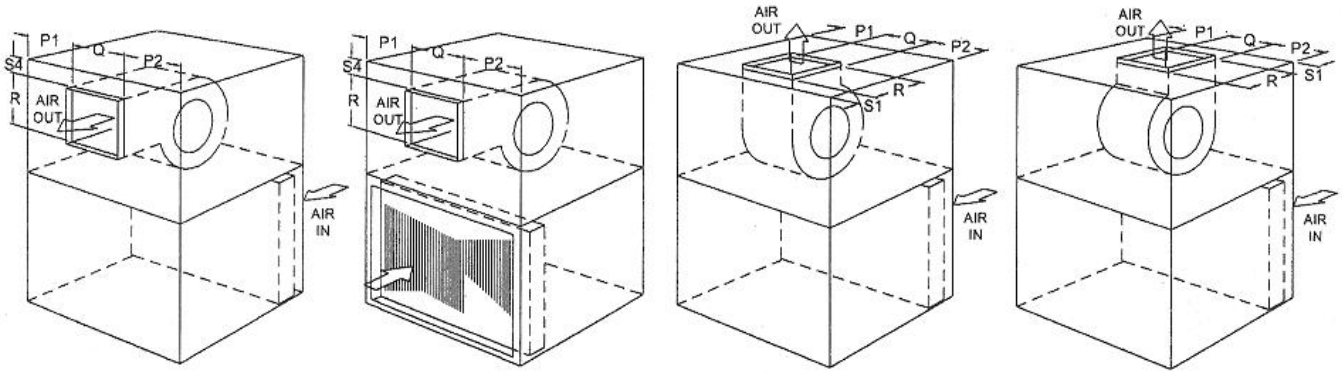

Horizontal Front | Horizontal Rear | Top Inverted | Top

	Forward Curved Blower									Backward Inclined Airfoil Blower								
Model	P1	P2	Q	R	S1	S2	S3	S4	Max. Motor Frame Size	P1	P2	Q	R	S1	S2	S3	S4	Max. Motor Frame Size
12	6 7/8	18	9 1/8	10 3/8	4 3/16	9 5/8	11 15/16	4 3/16	D90L	–	–	–	–	–	–	–	–	–
22	15 13/16	19 11/16	10 1/2	11 3/8	4 3/16	10 3/4	14 7/16	5	D100L	–	–	–	–	–	–	–	–	–
32	15 11/16	20 11/16	12 1/4	13 1/2	4 3/16	11 3/4	15 1/2	4 7/8	D100L	–	–	–	–	–	–	–	–	–
40	19 1/16	24 3/16	14 3/4	16	4 3/16	12 3/4	16 5/16	4 1/2	D112M	17 3/16	24 3/16	16	16	4 3/16	11 1/8	14 5/8	6 3/16	D112M
48	26 5/8	26 5/8	14 3/4	16	4 3/16	12 3/4	16 5/16	5 1/2	D132S	22 13/16	28	17 13/16	17 13/16	4 3/16	12 3/16	15 13/16	4 3/16	D132M
64	24 1/16	31 5/16	18 5/8	16	4 3/16	12 3/4	16 3/8	11 5/8	D132M	22 3/16	31 3/16	19 15/16	19 15/16	5 3/4	14 7/8	19 1/16	5	D132M
80	20 13/16	33 3/16	22	19	5 3/4	16 1/2	19 7/8	7 7/8	D160M	20 7/16	33 3/16	22 3/8	22 3/8	5 3/4	16	20 3/16	4 9/16	D160M
100	20 7/16	33 3/16	22 3/8	22 3/8	5 3/4	16	20 1/8	9	D160M	15 3/8	35 1/2	25 1/8	25 1/8	5 3/4	16 13/16	21 1/16	5 1/16	D160M
120	19 3/8	35 1/2	25 1/8	25 1/8	5 3/4	16 3/4	21	5 3/8	D180M	19 3/8	35 1/2	25 1/8	25 1/8	5 3/4	16 13/16	21 1/16	5 1/16	D180M
150	16 3/8	35 1/2	28 1/8	28 1/8	5 3/4	18 3/16	22 3/8	5 7/8	D180M	16 3/8	35 1/2	28 1/8	28 1/8	5 3/4	18 1/4	22 1/2	5 5/8	D180M
180	25 5/8	38 1/4	28 1/8	28 1/8	5 3/4	18 3/16	22 3/8	11 7/8	D180L	22 1/4	38 1/4	31 1/2	31 1/2	5 3/4	19 7/8	25 3/8	5 1/8	D180L
240	44 1/4	44 1/4	31 1/2	31 1/2	6 1/4	20 5/16	26 1/4	15 7/8	D200L	42 5/16	42 5/16	35 3/8	35 3/8	6 1/4	22 3/16	28 3/16	9 11/16	D180L
270	46 5/16	46 5/16	35 3/8	35 3/8	6 1/4	22 1/8	28	10 1/8	D200L	46 5/16	46 5/16	35 3/8	35 3/8	6 1/4	22 3/16	28 3/16	9 11/16	D200L
320	53 3/16	53 3/16	39 5/8	39 5/8	4 3/16	21 7/16	28 3/4	10	D200L	53 3/16	53 3/16	39 5/8	39 5/8	4 3/16	21 7/16	29 7/16	9 3/16	D200L
420	–	–	–	–	–	–	–	–		54 3/4	54 3/4	44 1/2	44 1/2	4 3/16	24 5/8	31 11/16	–	D250SC
520	–	–	–	–	–	–	–	–	–	52 1/16	52 1/16	49 7/8	49 7/8	4 3/16	25 5/8	32 11/16	–	D250MC
640	–	–	–	–	–	–	–	–	–	64	64	56	56	4 3/16	28 5/16	35 5/16	–	D280SC

Notes: 1.) P2 is motor location. P1 & P2 can be inter charged to switch motor location.
2.) For other type of discharge arrangement, consult factory for dimensional details.
3.) Dimensions shown are for 1" panel unit. For 2" panel - Add 1" at P1, P2, S1, S2, S3 (for 240 and above only) and S4 (for 64 and above only). Add 2" at S4 (for 48 and below only).

UNIT SHIPPING WEIGHTS (LBS)

Model Size		12	22	32	40	48	64	80	100	120	150	180	240	270	320	420	520	640
Basic Unit : FS Type																		
Single Skin 5R 12 FIN (See Note 3)	Horizontal	449	628	733	967	1022	1114	1470	1825	2039	2539	2910	3872	4140	4431	–	–	–
	Vertical	402	626	698	940	1040	1382	1636	2129	2549	2810	3690	4435	4850	5320	–	–	–
	Fan Section	239	402	466	590	592	677	947	1286	1380	1853	2097	2712	2890	3068	–	–	–
Double Skin 5R 12 FIN (See Note 3)	Horizontal	466	656	767	1001	1065	1190	1582	1939	2138	2653	3026	4005	4300	4598	–	–	–
	Vertical	404	663	737	998	1099	1453	1729	2248	2684	2969	3833	4592	5099	5610	–	–	–
	Fan Section	249	427	489	610	618	724	1020	1367	1450	1937	2181	2805	2990	3181	–	–	–
Basic Unit : AF Type																		
Single Skin 5R 12 FIN (See Note 3)	Horizontal	–	–	–	1013	1132	1336	1622	1977	2241	2767	3159	4227	4791	5360	7163	8447	9193
	Vertical	–	–	–	989	1140	1604	1788	2281	2751	3038	3939	4797	8632	6248	–	–	–
	Fan Section	–	–	–	636	692	899	1099	1438	1582	2081	2346	3848	3912	3997	5335	6330	6475
Double Skin 5R 12 FIN (See Note 3)	Horizontal	–	–	–	1047	1165	1412	1734	2091	2340	2881	3295	4330	4890	5526	7665	8371	9400
	Vertical	–	–	–	1045	1199	1675	1881	2400	2886	3197	4082	4954	5700	6547	–	–	–
	Fan Section	–	–	–	657	718	946	1172	1519	1652	2165	2430	3143	3632	4109	5709	6543	6621
Accessories																		
Diffuser Section		91	119	173	202	226	230	295	401	431	588	613	827	1015	1194	1303	1710	1865
Coil Module with Drain Pan (without Coil)		146	209	260	326	364	395	476	481	517	735	844	1011	1102	1194	1303	1710	1865
External Face and Bypass (without Duct)		71	91	93	106	119	146	187	217	233	337	350	628	683	690	820	835	912
Internal Face and Bypass		11	21	26	30	41	53	64	80	96	119	146	189	221	254	321	364	444
Flat and Bag Filter Section (without Filters)		171	224	236	277	308	333	402	441	474	587	613	827	857	895	977	1026	1119
Angle Filter Section (without Filters)		125	164	173	202	225	244	294	323	347	404	423	552	575	597	651	684	746
Combination Mixing and Filter Section (without Filters)		137	179	251	294	328	364	482	535	574	808	844	1103	1233	1393	1629	2052	2237
Mixing Box		91	119	173	202	225	244	294	401	431	587	613	1011	1100	1194	1303	1710	1864
Silencer (Couple with Silencer)		200	263	277	325	360	390	470	517	555	881	920	1105	1142	1193	1302	1368	1492
Coil Only @ 12FPI. (See Note 4)	3 Rows	34	47	56	66	77	94	109	129	149	185	227	284	322	361	423	470	555
	4 Rows	39	51	65	78	91	112	130	154	180	224	275	346	395	444	523	583	693
	5 Rows	47	61	78	94	110	135	158	188	220	272	334	421	481	541	639	712	849
	6 Rows	52	68	87	105	124	153	179	214	251	311	382	483	550	624	740	825	987
	8 Rows	65	85	109	132	156	194	229	274	322	398	489	620	730	804	956	1067	1281
Cartridge Filter Box 45-95%		16	22	32	36	48	54	81	96	122	130	148	208	230	270	390	432	576

Notes:
1.) All basic units weight are based on maximum motor frame size.
2.) Add 10 % for 2" panels.
3.) All basic unit weight are based on 5R 12FPI coil, correct with "coil only weight" if actual data required.
4.) For other fin series : "8FPI" x 0.85, "10FPI" x 0.92, "14FPI" x 1.08.

MANUFACTURER RESERVES THE RIGHT TO CHANGE SPECIFICATION OR DESIGN AT ANY TIME WITHOUT PRIOR NOTICE.

TOPAIRE
air conditioner

MADE IN MALAYSIA